



HUDEVAD
shape

Price List

All prices in EUR

Index

Hudevad Shape invites you into a world of possibilities, curiosity, and an inexhaustable striving for perfection. This is where a radiator becomes more than just a heating source, when we break the rules of conventional heating. Hudevad Shape is our creative playground; where new products come alive - and existing products get challenged anew.

Hudevad Plan	4
Basic prices	5
Tappings	9
Painting	14
Hudevad Plan XV	15
Basic prices	16
Tappings	18
Painting	19
Hudevad Consilio	20
Basic prices	21
Tappings	22
Painting	22
Hudevad P100	23
Basic prices	24
Tappings	25
Painting	26
Hudevad Protector	27
Basic prices	28
Painting	28
Hudevad SC	29
Basic prices	30
Lengths table	32
Tappings	33
Painting	35
Hudevad Lignum	36
Basic prices	37
Tappings	40
Painting	40

Hudevad 1890	41
Basic prices	42
Tappings	43
Custom solutions and surcharges	44

Basic prices

Basic prices comprise of the following, unless otherwise specified on the product pages.

- Radiator powder coated in white RAL 9010, gloss 70
- Side tappings, ABCD
- Air vent and plug
- Wall brackets and spacers

Exceptions can be found on the following products:

- Hudevad Consilio
- Hudevad P100
- Hudevad Lignum
- Hudevad 1890
- Hudevad LST Care
- Hudevad Plan XV

shape



Hudevad Plan



HUDEVAD
shape

Basic prices - Single

Lgth. mm	Sec.	Hgt. 300 mm			Hgt. 400 mm			Hgt. 500 mm		
		40	60	80	40	60	80	40	60	80
400	12	172	198	212	180	209	221	189	230	244
500	15	191	223	242	201	238	252	212	263	282
600	18	209	249	271	223	266	284	236	297	319
700	21	228	274	300	244	295	315	259	330	356
800	24	247	300	329	265	323	346	282	364	393
900	27	266	325	358	286	351	378	306	397	430
1000	30	285	351	387	307	380	409	329	431	467
1100	33	304	376	416	328	408	440	352	464	504
1200	36	323	402	445	349	437	472	376	498	542
1300	39	342	427	475	370	465	503	399	531	579
1400	42	361	453	504	392	494	534	422	565	616
1500	45	380	478	533	413	522	566	445	598	653
1600	48	399	504	562	434	550	597	469	632	690
1700	51	418	529	591	455	579	628	492	665	727
1800	54	437	555	620	476	607	660	515	699	764
1900	57	456	580	649	497	636	691	539	732	802
2000	60	475	606	678	518	664	722	562	766	839
2100	63	494	631	708	539	692	753	585	799	876
2200	66	512	657	737	561	721	785	609	833	913
2300	69	531	682	766	582	749	816	632	866	950
2400	72	550	708	795	603	778	847	655	900	987
2500	75	569	733	824	624	806	879	678	933	1,024
2600	78	746	916	1,011	803	992	1,068	859	1,124	1,219
2700	81	765	942	1,040	824	1,020	1,099	883	1,158	1,256
2800	84	784	967	1,069	845	1,049	1,130	906	1,191	1,293
2900	87	803	993	1,098	866	1,077	1,162	929	1,225	1,330
3000	90	821	1,018	1,127	887	1,105	1,193	953	1,258	1,368
3100	93	840	1,044	1,156	908	1,134	1,224	976	1,292	1,405
3200	96	859	1,069	1,186	929	1,162	1,255	999	1,325	1,442
3300	99	878	1,095	1,215	950	1,191	1,287	1,022	1,359	1,479
3400	102	897	1,120	1,244	971	1,219	1,318	1,046	1,392	1,516
3500	105	916	1,146	1,273	993	1,247	1,349	1,069	1,426	1,553
3600	108	935	1,171	1,302	1,014	1,276	1,381	1,092	1,459	1,590
3700	111	954	1,196	1,331	1,035	1,304	1,412	1,116	1,493	1,628
3800	114	973	1,222	1,360	1,056	1,333	1,443	1,139	1,526	1,665
Output W/m 70°/40°/20°		252	304	324	337	404	435	418	501	539
Weight: kg/m		16.6	20.5	24.4	21.8	27.0	32.2	26.7	33.2	39.7
Water content: l/m		1.9	2.7	3.5	2.6	3.7	4.9	3.4	4.9	6.4

Basic prices - Single

Length mm	Sec. mm	Height 600 mm			Height 700 mm			Height 1000 mm		
		40	60	80	40	60	80	40	60	80
400	12	219	259	274	233	280	297	298	365	385
500	15	246	297	316	265	323	345	342	426	451
600	18	274	335	357	296	366	392	386	487	518
700	21	302	373	399	327	409	439	431	548	584
800	24	329	411	440	359	452	487	475	609	650
900	27	357	449	482	390	495	534	520	670	716
1000	30	385	487	523	421	538	581	564	732	783
1100	33	412	525	565	452	581	629	609	793	849
1200	36	440	562	606	484	624	676	653	854	915
1300	39	468	600	648	515	667	723	697	915	981
1400	42	495	638	689	546	710	771	742	976	1,048
1500	45	523	676	731	578	753	818	786	1,037	1,114
1600	48	551	714	772	609	795	865	831	1,099	1,180
1700	51	578	752	814	640	838	913	875	1,160	1,247
1800	54	606	790	855	672	881	960	920	1,221	1,313
1900	57	634	828	897	703	924	1,007	964	1,282	1,379
2000	60	661	865	938	734	967	1,055	1,008	1,343	1,445
2100	63	689	903	980	766	1,010	1,102	1,053	1,405	1,512
2200	66	717	941	1,021	797	1,053	1,149	1,097	1,466	1,578
2300	69	745	979	1,063	828	1,096	1,197	1,142	1,527	1,644
2400	72	772	1,017	1,104	860	1,139	1,244	1,186	1,588	1,710
2500	75	800	1,055	1,146	891	1,182	1,291	1,230	1,649	1,777
2600	78	985	1,250	1,345	1,080	1,383	1,496	1,432	1,868	2,000
2700	81	1,013	1,288	1,386	1,111	1,426	1,544	1,477	1,929	2,067
2800	84	1,040	1,326	1,428	1,142	1,469	1,591	1,521	1,990	2,133
2900	87	1,068	1,364	1,469	1,174	1,512	1,638	1,566	2,051	2,199
3000	90	1,096	1,402	1,511	1,205	1,555	1,686	1,610	2,113	2,266
3100	93	1,123	1,439	1,552	1,236	1,598	1,733	1,655	2,174	2,332
3200	96	1,151	1,477	1,594	1,268	1,640	1,780	1,699	2,235	
3300	99	1,179	1,515	1,635	1,299	1,683	1,828	1,743	2,296	
3400	102	1,206	1,553	1,677	1,330	1,726	1,875	1,788	2,357	
3500	105	1,234	1,591	1,718	1,362	1,769	1,922	1,832	2,418	
3600	108	1,262	1,629	1,760	1,393	1,812	1,970	1,877	2,480	
3700	111	1,289	1,667	1,801	1,424	1,855	2,017	1,921	2,541	
3800	114	1,317	1,705	1,843	1,456	1,898	2,064	1,966		
Output W/m 70°/40°/20°		503	601	653	585	703	763	774	923	1,012
Weight: kg/m		31.5	39.3	47.1	36.2	45.3	54.4	51.5	64.5	77.5
Water content: l/m		4.1	5.9	7.8	4.7	7.0	9.3	7.0	10.4	13.7

Basic prices - Double

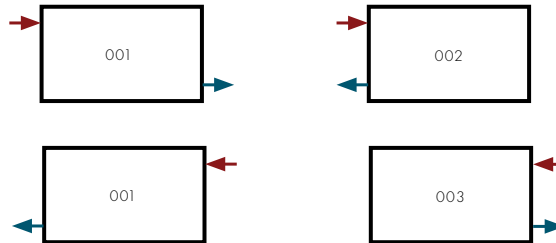
Lgth. mm	Sec.	Hgt. 300 mm		Hgt. 400 mm		Hgt. 500 mm	
		126	166	126	166	126	166
400	12	393	413	422	442	451	471
500	15	443	469	479	505	516	541
600	18	493	524	537	568	581	611
700	21	544	579	594	630	645	681
800	24	594	635	652	693	710	751
900	27	644	690	710	755	775	821
1000	30	694	745	767	818	840	891
1100	33	745	801	825	881	905	961
1200	36	795	856	882	943	970	1,031
1300	39	845	911	940	1,006	1,034	1,101
1400	42	895	967	997	1,069	1,099	1,171
1500	45	945	1,022	1,055	1,131	1,164	1,240
1600	48	996	1,077	1,112	1,194	1,229	1,310
1700	51	1,046	1,133	1,170	1,256	1,294	1,380
1800	54	1,096	1,188	1,227	1,319	1,358	1,450
1900	57	1,146	1,243	1,285	1,382	1,423	1,520
2000	60	1,197	1,299	1,342	1,444	1,488	1,590
2100	63	1,247	1,354	1,400	1,507	1,553	1,660
2200	66	1,297	1,409	1,457	1,570	1,618	1,730
2300	69	1,347	1,465	1,515	1,632	1,682	1,800
2400	72	1,398	1,520	1,573	1,695	1,747	1,870
2500	75	1,448	1,575	1,630	1,757	1,812	1,940
2600	78	1,656	1,788	1,845	1,978	2,034	2,167
2700	81	1,706	1,844	1,903	2,040	2,099	2,237
2800	84	1,756	1,899	1,960	2,103	2,164	2,307
2900	87	1,807	1,954	2,018	2,166	2,229	2,377
3000	90	1,857	2,010	2,075	2,228	2,294	2,447
3100	93	1,907	2,065	2,133	2,291	2,359	
3200	96	1,957	2,120	2,190	2,353	2,423	
3300	99	2,008	2,176	2,248	2,416	2,488	
3400	102	2,058	2,231	2,305	2,479	2,553	
3500	105	2,108	2,286	2,363	2,541	2,618	
3600	108	2,158	2,342	2,420	2,604	2,683	
3700	111	2,209	2,397	2,478	2,667	2,747	
3800	114	2,259	2,452	2,535	2,729		
Output: W/m 70°/40°/20°		503	567	679	772	871	972
Weight: kg/m		41	48.8	54	64.4	66.5	79.5
Water content: l/m		5.4	7	7.5	9.8	9.8	12.8

Basic prices - Double

Length mm	Sec. mm	Height 600 mm		Height 700 mm		Height 1000 mm	
		126	166	126	166	126	166
400	12	513	533	551	571	700	738
500	15	587	613	635	660	815	862
600	18	661	692	718	749	930	987
700	21	736	771	802	838	1,045	1,112
800	24	810	851	886	927	1,160	1,236
900	27	884	930	970	1,015	1,275	1,361
1000	30	959	1,010	1,053	1,104	1,390	1,485
1100	33	1,033	1,089	1,137	1,193	1,506	1,610
1200	36	1,107	1,168	1,221	1,282	1,621	1,734
1300	39	1,181	1,248	1,305	1,371	1,736	1,859
1400	42	1,256	1,327	1,388	1,460	1,851	1,983
1500	45	1,330	1,406	1,472	1,548	1,966	2,108
1600	48	1,404	1,486	1,556	1,637	2,081	
1700	51	1,479	1,565	1,640	1,726	2,196	
1800	54	1,553	1,645	1,723	1,815	2,311	
1900	57	1,627	1,724	1,807	1,904	2,426	
2000	60	1,701	1,803	1,891	1,993		
2100	63	1,776	1,883	1,975	2,082		
2200	66	1,850	1,962	2,058	2,170		
2300	69	1,924	2,041	2,142			
2400	72	1,999	2,121	2,226			
2500	75	2,073	2,200	2,309			
2600	78	2,305	2,437	2,551			
2700	81	2,379		2,635			
2800	84	2,453					
2900	87	2,527					
3000	90	2,602					
3100	93	2,676					
3200	96						
3300	99						
3400	102						
3500	105						
3600	108						
3700	111						
3800	114						
Output: W/m 70°/40°/20°		1028	1155	1176	1337	1560	1736
Weight: kg/m		78.6	94.1	90.6	108.8	129	155
Water content: l/m		11.9	15.7	14	18.5	20.7	27.4

Tappings - single

Side tappings ABCD



ABCD.....	EUR
ABpC, Flow A - Return Bp (applies only to lengths above 1200 mm).....	0
ABDp, Flow C - Return Dp (applies only to lengths above 1200 mm).....	117

Bottom tappings EF/FE



ACEF.....	EUR
Special center distance.....	32
	177

Bottom tappings EE / FF



CEE, Flow E - Return E.....	EUR
CEEp, Flow E - Return Ep.....	64
AFF, Flow F - Return F.....	117
AFFp, Flow F - Return Fp *.....	64
* Only applies to lengths above 1200 mm	117

Built-in valves - single

Built-in valve type 1 EF / FE



	EUR
CEF, Flow E - Return F, built-in valve type 1 L.....	204
AEF, Flow F - Return E, built-in valve type 1 R.....	204

Built-in valve type 1 EE / FF



	EUR
CEE, Flow E - Return E, Built-in valve type 1 L.....	204
CEEp, flow E-return Ep, built-in valve type 1 L *.....	204
AFF, Flow F - Return F, Built-in valve type 1 R.....	204
AFFp, flow F-return Fp, built-in valve Type 1 R *.....	204

* Only applies to lengths above 1200 mm

Built-in valve type 3 EF / FE



	EUR
CEF, Flow E - Return F, built-in valve type 3 L.....	155
AEF, Flow F - Return E, built-in valve type 3 R.....	155

Built-in valve type 3 EE / FF



	EUR
CEE, Flow E - Return E, built-in valve type 3 L.....	155
CEEp, Flow E - Return Ep, built-in valve type 3 L.....	155
AFF, Flow F - Return F, built-in valve type 3 R.....	155
AFFp, Flow F - Return Fp, built-in valve type 3 R.....	155

UR Flex - single

Model UR, EF/FE



	EUR
CEE, Flow E, Return E, UR (9)	109
CEF, Flow E - Return F, UR (10)	109
AEF, Flow F - Return E, UR (12)	109
AFF, Flow F, Return F, UR (11)	109
<i>UR is delivered with closed ends</i>	

Model UR, built-in valve type 1 EF/FE



	EUR
CEE, Flow E, Return E, built-in valve type 1 L, UR (1)	367
CEF, Flow E - Return F, built-in valve type 1 L, UR (2)	367
AFF, Flow F, Return F, built-in valve type 1 R, UR (3)	367
AEF, Flow F - Return E, built-in valve type 1 R, UR (4)	367
<i>UR is delivered with closed ends</i>	

Model UR, built-in valve type 3 EF/FE



	EUR
CEE, Flow E, Return E, built-in valve type 3 L, UR (5)	271
CEF, Flow E - Return F, built-in valve type 3 L, UR (6)	271
AFF, Flow F, Return F, built-in valve type 3 R, UR (7)	271
AEF, Flow F - Return E, built-in valve type 3 R, UR (8)	271
<i>UR is delivered with closed ends</i>	

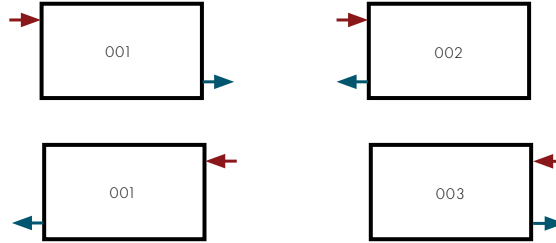
Model UR, built-in valve type 4 EF/FE



	EUR
CEE, Flow E, Return E, built-in valve type 4 L, UR (13)	265
CEF, Flow E - Return F, built-in valve type 4 L, UR (14)	265
AFF, Flow F, Return F, built-in valve type 4 R, UR (15)	265
AEF, Flow F - Return E, built-in valve type 4 R, UR (16)	265
<i>UR is delivered with closed ends</i>	

Tappings - double

Side tappings ABCD



ABCD.....	EUR
ABCD, Flow A - Return B, FWC-L.....	0
ABCD, Flow C - Return D, FWC-R.....	29
FWC: Forced Water Circulation.....	29

Bottom tappings EF/FE



ACEF.....	EUR
Special center distance.....	32
	177

Bottom tappings EE / FF



CEE, Flow E - Return E, FWC-L.....	EUR
AFF, Flow F - Return F, FWC-R.....	.61
CEEF, Flow E - Return E, FWC-L.....	.61
AEFF, Flow F - Return F, FWC-R.....	.61
FWC: Forced Water Circulation.....	.61

Built-in valves - double

Built-in valve type 1 EF / FE



CEF, Flow E - Return F, built-in valve type 1 L.....	EUR 204
AEF, Flow F - Return E, built-in valve type 1 R.....	204

Built-in valve type 1 EE / FF



CEE, Flow E - Return E, Built-in valve type 1 L.....	EUR 204
CEEp, flow E-return Ep, built-in valve type 1 L.....	204
AFF, Flow F - Return F, Built-in valve type 1 R.....	204
AFFp, flow F-return Fp, built-in valve Type 1 R.....	204

Built-in valve type 3 EF / FE



CEF, Flow E - Return F, built-in valve type 3 L.....	EUR 155
AEF, Flow F - Return E, built-in valve type 3 R.....	155

Built-in valve type 3 EE / FF



CEE, Flow E - Return E, built-in valve type 3 L.....	EUR 155
CEEp, Flow E - Return Ep, built-in valve type 3 L.....	155
AFF, Flow F - Return F, built-in valve type 3 R.....	155
AFFp, Flow F - Return Fp, built-in valve type 3 R.....	155

Painting

Painting charge = Basic Price + surcharge per table below + colour start-up

The Nordic Collection	15%
The World Collection	15%
RAL 9010 - gloss 70.....	Included in price
RAL Classic	20%
RAL Special.....	30%
NCS.....	30%
Heritage.....	Price on request
Special gloss	30%
E-coat	40%
Clear paint.....	30%
Colour match	Free of charge
	<small>*closest possible RAL or NCS match</small>
Colour consultation.....	Price on request
Colour start-up.....	EUR 139

The Nordic Collection



The World Collection



shape



Hudevad Plan XV



HUDEVAD
shape

Basic prices

Hgt. mm	Plan XV, 86 mm - Lgth., mm							Weight Kg/m	Water content l/m
	550	650	750	850	950	1050	1150		
1600	997	1,066	1,136	1,205	1,274	1,343	1,412	89.9	14.8
1700	1,029	1,103	1,177	1,252	1,326	1,400	1,474	95.5	15.8
1800	1,057	1,136	1,215	1,293	1,372	1,451	1,529	101.1	16.8
1900	1,079	1,160	1,242	1,323	1,405	1,487	1,568	106.7	17.7
2000	1,110	1,197	1,284	1,370	1,457	1,544	1,630	112.3	18.7
2100	1,174	1,268	1,363	1,458	1,552	1,647	1,742	118	19.7
2200	1,315	1,409	1,503	1,597	1,691	1,785	1,879	123.6	20.7
2300	1,383	1,486	1,589	1,691	1,794	1,897	2,000	129.2	21.7
2400	1,418	1,527	1,635	1,744	1,852	1,961	2,069	134.8	22.7
2500	1,447	1,560	1,673	1,786	1,899	2,011	2,124	140.4	23.7
2600	1,481	1,600	1,719	1,838	1,956	2,075	2,194	146.1	24.7
2700	1,498	1,618	1,738	1,858	1,979	2,099	2,219	151.7	25.7
2800	1,524	1,648	1,773	1,897	2,022	2,146	2,271	157.3	26.7
2900	1,550	1,678	1,806	1,934	2,062	2,191	2,319	162.9	30.3
3000	1,581	1,715	1,848	1,981	2,115	2,248	2,381	168.5	28.6

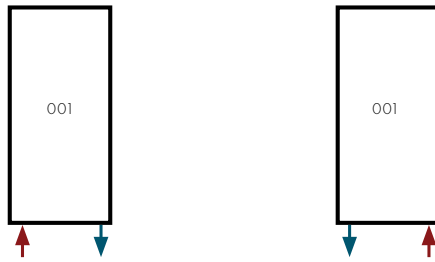
Hgt. mm	Plan XV, 116 mm - Lgth., mm							Weight kg/m	Water content l/m
	550	650	750	850	950	1050	1150		
1600	1,023	1,099	1,175	1,251	1,326	1,402	1,478	102.5	14.8
1700	1,055	1,136	1,217	1,297	1,378	1,459	1,540	108.9	15.8
1800	1,087	1,172	1,258	1,344	1,430	1,516	1,602	115.4	16.8
1900	1,114	1,204	1,294	1,385	1,475	1,565	1,656	121.8	17.7
2000	1,142	1,237	1,332	1,426	1,521	1,616	1,710	128.2	18.7
2100	1,206	1,308	1,411	1,514	1,616	1,719	1,822	134.6	19.7
2200	1,356	1,460	1,564	1,668	1,772	1,876	1,981	141	20.7
2300	1,424	1,537	1,650	1,763	1,876	1,989	2,101	147.4	21.7
2400	1,459	1,578	1,696	1,815	1,934	2,052	2,171	153.8	22.7
2500	1,488	1,611	1,734	1,857	1,980	2,103	2,226	160.2	23.7
2600	1,522	1,651	1,780	1,909	2,038	2,167	2,296	166.6	24.7
2700	1,550	1,684	1,817	1,950	2,083	2,217	2,350	173	25.7
2800	1,573	1,710	1,847	1,984	2,121	2,258	2,395	179.4	26.7
2900	1,602	1,743	1,885	2,026	2,167	2,309	2,450	185.9	30.3
3000	1,637	1,784	1,931	2,078	2,225	2,372	2,519	192.3	28.6

Basic prices

Hgt. mm	Plan XV, 173 mm - Lgth., mm							Weight	Water content
	550	650	750	850	950	1050	1150	l/m	l/m
1600	1,297	1,441	1,586	1,730	1,874	2,018	2,162	137.7	21.5
1700	1,343	1,496	1,649	1,802	1,955	2,108	2,261	146.3	23
1800	1,392	1,555	1,717	1,880	2,042	2,204	2,367	155	24.6
1900	1,431	1,601	1,771	1,940	2,110	2,280	2,449	163.6	24.7
2000	1,480	1,659	1,839	2,018	2,197	2,376	2,555	172.2	26.2
2100	1,590	1,789	1,988	2,187	2,385	2,584	2,783	180.8	27.8
2200	1,720	1,915	2,110	2,305	2,501	2,696	2,891	189.4	29.4
2300	1,835	2,050	2,266	2,482	2,697	2,913	3,128	198	31.2
2400	1,884	2,109	2,334	2,559	2,784	3,009	3,234	206.6	32.8
2500	1,931	2,164	2,398	2,632	2,866	3,099	3,333	215.2	34.4
2600	1,983	2,226	2,470	2,714	2,958	3,202	3,446	223.8	36.3
2700	2,022	2,274	2,525	2,776	3,027	3,279	3,530	232.4	37.8
2800	2,063	2,322	2,581	2,840	3,100	3,359	3,618	241	39.4
2900	2,109	2,377	2,645	2,913	3,181	3,449	3,717	249.7	39.2
3000	2,155	2,432	2,709	2,986	3,262	3,539	3,816	258.3	41

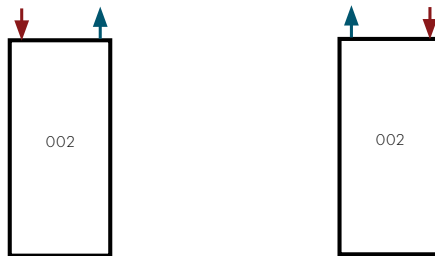
Tappings

Bottom tappings EF/FE



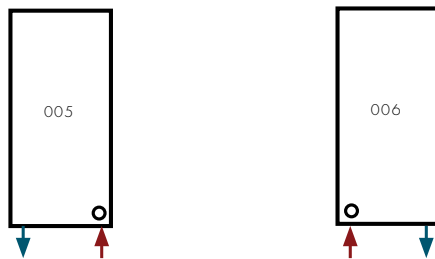
EpFFH, Flow Ep - Return F.....	EUR
EEFpG, Flow Fp - Return E.....	0

Top tappings GH / HG



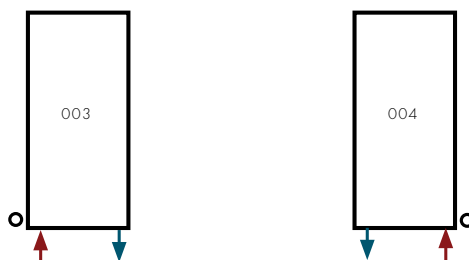
FGpHH, Flow H - Return Gp.....	EUR
EGGHp, Flow G - Return Hp.....	91

Built-in valve type 1 EF / FE



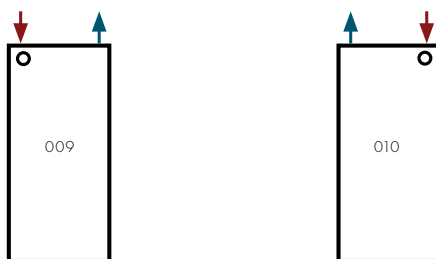
EpFH, Flow Ep - Return F, built-in valve type 1 L bottom.....	EUR
EFpG, Flow Fp - Return E, built-in valve type 1 R bottom.....	256

Built-in valve type 3 EF / FE



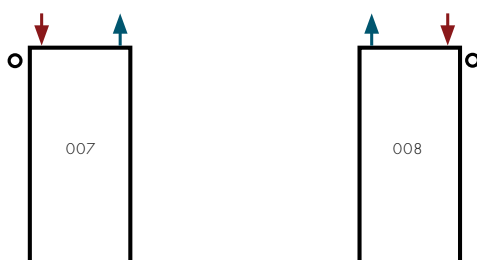
EpFH, Flow Ep - Return F, built-in valve type 3 L.....	EUR
EFpG, Flow Fp - Return E, built-in valve type 3 R.....	256

Built-in valve type 1 GH / HG



GHp, Flow G - Return Hp, built-in valve type 1 L top	EUR 256
GHp, Flow H - Return Gp, built-in valve type 1 R top	EUR 256

Built-in valve type 3 GH / HG



GHp, Flow G - Return Hp, built-in valve type 3 L	EUR 256
GHp, Flow H - Return Gp, built-in valve type 3 R	EUR 256

Painting

Painting charge = Basic Price + surcharge per table below + colour start-up

The Nordic Collection	15%
The World Collection	15%
RAL 9010 - gloss 70	Included in price
RAL Classic	20%
RAL Special	30%
NCS	30%
Heritage	Price on request
Special gloss	30%
E-coat	40%
Clear paint	30%
Colour match	Free of charge
	<small>*closest possible RAL or NCS match</small>
Colour consultation	Price on request
Colour start-up	EUR 139

The Nordic Collection



The World Collection



shape



Hudevad Consilio



HUDEVAD
shape

Basic prices

Lgth.	EUR
810	769
910	779
1010	805
1110	832
1210	850
1310	884
1410	900
1510	921
1610	951
1710	977
1810	988
1910	1,020
2010	1,041
2110	1,069
2210	1,104
2310	1,139
2410	1,174
2510	1,209
2610	1,244
2710	1,279
2810	1,314
2910	1,349
3010	1,384
3110	1,407
3210	1,430
3310	1,453
3410	1,476
3510	1,499
3610	1,525
3710	1,551
3810	1,576
3910	1,602
4010	1,628

Basic prices

Basic prices comprise of the following:

- Radiator and bench side pieces coated in grey RAL 7022
- Bottom tappings, EF; with left and right hand connection options
- Air vent and plug
- Bench top in solid, lacquered beech
- Cover plates (rosettes)

Tappings

Bottom tappings EF/FE



ACEF..... EUR
0

Additional charges

Bench top in other wood types..... 10% surcharge
 Prepared for built-in power socket Price on request

Painting

Painting charge = Basic Price + surcharge per table below + colour start-up

The Nordic Collection	15%
The World Collection.....	15%
RAL 7022 (grey) - gloss 70.....	Included in price
RAL Classic	20%
RAL Special.....	30%
NCS.....	30%
Heritage.....	Price on request
Special gloss	30%
E-coat	40%
Clear paint.....	30%
Colour match	Free of charge
	<small>*closest possible RAL or NCS match</small>
Colour consultation.....	Price on request
Colour start-up.....	EUR 139

The Nordic Collection



The World Collection



shape



Hudevad P100



HUDEVAD
shape

Basic prices

Lgth. mm	Hgt. 100 mm		
		100	184
710	496	580	620
810	515	603	646
910	533	625	672
1010	552	648	698
1110	570	671	725
1210	588	694	751
1310	607	716	777
1410	625	739	803
1510	644	762	829
1610	662	785	855
1710	680	807	881
1810	699	830	907
1910	717	853	933
2010	735	875	959
2110	754	898	985
2210	772	921	1011
2310	791	944	1037
2410	809	966	1063
2510	827	989	1089

Ordered either as wall mounted or floor mounted.

Basic prices

Basic prices comprise of the following:

- Radiator powder coated in white RAL 9010
- Side or bottom tapings
- Air vent and plug

Output: W/m 70°/40°/20°	200	387	579
Weight: kg/m	6.1	8.9	11.1
Water content l/m	0.6	1.1	1.8

Tappings

Side tappings BD/DB



BD, Flow D - Return B.....	EUR 0
BD, Flow B - Return D.....	0

Side tappings BB/DD




BB, Flow D - Return B.....	EUR 0
DD, Flow B - Return D.....	0

Bottom tappings EF / FE



EF, Flow E - Return F.....	EUR 110
EF, Flow F - Return E.....	110

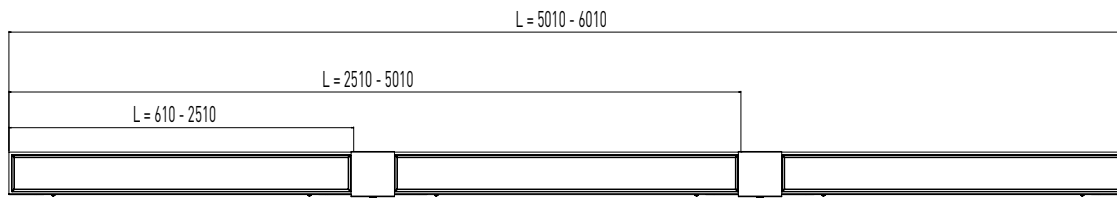
Built-in valve type 3 EF / FE



EF, Flow E - Return F, built-in valve type 3 L.....	EUR 267
EF, Flow F - Return E, built-in valve type 3 R.....	267

Accessories

Modular infill plate (90 or 190 mm) incl. fittings



	EUR
Length 2510-5010 mm.....	218
Length 5010-6010 mm.....	436
Lengths over 6010 mm	Please contact the Hudevad Sales Team

Painting

Painting charge = Basic Price + surcharge per table below + colour start-up

The Nordic Collection	15%
The World Collection.....	15%
RAL 9010 - gloss 70.....	Included in price
RAL Classic	20%
RAL Special.....	30%
NCS.....	30%
Heritage.....	Price on request
Special gloss	30%
E-coat	40%
Clear paint.....	30%
Colour match	Free of charge
	*closest possible RAL or NCS match
Colour consultation.....	Price on request
Colour start-up.....	EUR 139

The Nordic Collection



The World Collection



shape



Hudevad Protector



HUDEVAD
shape

Tappings

Hudevad Protector is a customized product with no standardised solutions.
 For information about prices, tappings and solutions, please contact the Hudevad sales team.

Painting

Painting charge = Basic Price + surcharge per table below + colour start-up

The Nordic Collection	15%
The World Collection	15%
RAL 9010 - gloss 70.....	Included in price
RAL Classic	20%
RAL Special.....	30%
NCS.....	30%
Heritage.....	Price on request
Special gloss	30%
E-coat	40%
Clear paint.....	30%
Colour match	Free of charge
	<small>*closest possible RAL or NCS match</small>
Colour consultation.....	Price on request
Colour start-up.....	EUR139

The Nordic Collection



The World Collection



shape



Hudevad SC



HUDEVAD
shape

Basic prices - Single

Hgt., mm.	SCE, D:98		W/m: 70°/40°/20°			Water content	Weight	Max. Length, mm.		
	Start-up price	Per element	Element spacing, mm.			Liter/ element	Kg/ element	Element spacing, mm.		
			40	60	80			40	60	80
300	199	32	350	274	244	0.2	0.9	4600	4600	4600
400	199	34	442	344	303	0.3	1.1	4600	4600	4600
500	199	35	533	412	360	0.3	1.4	4600	4600	4600
600	199	36	620	478	414	0.4	1.6	4600	4600	4600
700	199	38	707	542	468	0.4	1.8	4600	4600	4600
800	199	39	792	607	521	0.5	2.1	4600	4600	4600
900	199	40	879	671	573	0.5	2.3	4560	4600	4600
1000	199	42	964	735	625	0.6	2.5	4120	4600	4600
1100	199	45	1049	798	678	0.6	2.7	3760	4600	4600
1200	199	47	1135	862	730	0.7	3	3440	4600	4600
1300	199	48	1220	926	779	0.7	3.2	3200	4600	4600
1400	199	50	1307	988	831	0.8	3.4	2960	4300	4600
1500	228	50	1394	1054	890	0.8	3.7	3760	4060	4600
1600	228	51	1476	1121	941	0.9	3.9	2600	3820	4600
1700	228	52	1576	1188	993	0.9	4.1	1600	1600	1560
1800	228	54	1660	1254	1051	1	4.4	1600	1600	1560
1900	228	55	1744	1320	1102	1	4.6	1600	1600	1560
2000	228	56	1843	1396	1160	1.1	4.8	1600	1600	1560
2100	253	60	1927	1461	1218	1.1	5	1600	1600	1560
2200	253	61	2025	1527	1269	1.2	5.3	1600	1600	1560
2300	253	62	2123	1602	1326	1.2	5.5	1600	1600	1560
2400	253	63	2220	1676	1384	1.3	5.8	1600	1600	1560
2500	253	65	2303	1751	1448	1.3	6	1600	1600	1560
2600	253	66	2401	1825	1506	1.4	6.2	1600	1600	1560
2700	253	67	2512	1899	1563	1.4	6.4	1560	1600	1560
2800	253	69	2608	1973	1627	1.5	6.7	1480	1600	1560
2900	253	70	2705	2047	1627	1.5	6.9	1440	1600	1560
3000	253	72	2815	2130	1754	1.6	7.1	1400	1600	1560

Basic prices - Double

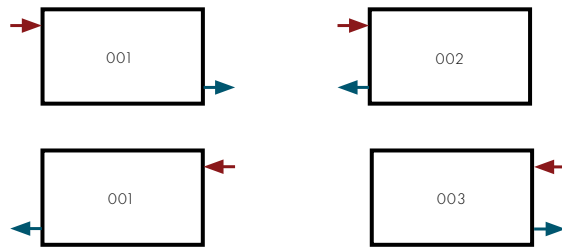
Hgt., mm.	SCD, D:160		W/m: 70°/40°/20°			Water content	Weight	Max. Length, mm.		
	Start-up price	Per element	Element spacing, mm.			Liter/ element	kg/ element	Element spacing, mm.		
			40	60	80			40	60	80
300	235.0	59.0	556	419	353	0.3	1.5	4600	4600	4600
400	235.0	61.6	709	541	453	0.4	2	4600	4600	4600
500	235.0	64.1	857	660	551	0.5	2.4	4200	4600	4600
600	235.0	66.9	1004	777	646	0.6	2.9	3520	4600	4600
700	235.0	69.5	1148	893	741	0.7	3.4	3040	4420	4600
800	235.0	72.0	1291	1004	836	0.8	3.8	2640	3880	4600
900	235.0	74.6	1432	1120	926	0.9	4.3	2360	3460	4520
1000	235.0	77.4	1568	1237	1023	1	4.7	2120	3100	4040
1100	235.0	85.1	1710	1343	1113	1	5.2	1920	2860	3720
1200	235.0	87.9	1851	1459	1202	1.1	5.7	1760	2620	3480
1300	235.0	90.4	2007	1566	1299	1.2	6.1	1640	2440	3240
1400	235.0	93.0	2148	1682	1389	1.3	6.6	1520	2260	3000
1500	286.6	93.8	2289	1788	1478	1.4	7	1400	2080	2760
1600	286.6	96.3	2430	1904	1574	1.5	7.5	1320	1960	2600
1700	286.6	99.1	2570	2010	1663	1.6	8	1240	1600	1560
1800	286.6	101.7	2725	2126	1759	1.7	8.4	1160	1600	1560
1900	286.6	104.2	2993	2232	1848	1.8	8.9	1120	1600	1560
2000	286.6	107.0	3018	2347	1944	1.9	9.3	1040	1540	1560
2100	328.5	113.9	3171	2453	2033	1.9	9.8	1000	1480	1560
2200	328.5	116.5	3310	2568	2128	2	10.3	960	1420	1560
2300	328.5	119.0	3463	2674	2224	2.1	10.7	920	1360	1560
2400	328.5	121.9	3615	2789	2312	2.2	11.2	880	1300	1560
2500	328.5	124.4	3781	2894	2408	2.3	11.6	840	1240	1560
2600	328.5	127.0	3933	3009	2503	2.4	12.1	800	1180	1560
2700	328.5	129.8	4085	3124	2598	2.5	12.6	800	1120	1480
2800	328.5	132.3	4250	3229	2693	2.6	13	760	1120	1480
2900	328.5	134.9	4415	3344	2796	2.7	13.5	720	1060	1400
3000	328.5	119.1	4565	3459	2891	2.8	13.9	720	1000	1320

Length table: SCE and SCD (no. of elements for a given lengths)

Lght mm	Element spacing, mm			Lght mm	Element spacing, mm			Lght mm	Element spacing, mm			Lght mm	Element spacing, mm		
	40	60	80		40	60	80		40	60	80		40	60	80
80	2			1280	32			2480	62			3680	92		
100		2		1300		22		2500		42		3700		62	
120	3		2	1320	33		17	2520	63		32	3720	93		47
160	4	3		1360	34	23		2560	64	43		3760	94	63	
200	5		3	1400	35		18	2600	65		33	3800	95		48
220		4		1420		24		2620		44		3820		64	
240	6			1440	36			2640	66			3840	96		
280	7	5	4	1480	37	25	19	2680	67	45	34	3880	97	65	49
320	8			1520	38			2720	68			3920	98		
340		6		1540		26		2740		46		3940		66	
360	9		5	1560	39		20	2760	69		35	3960	99		50
400	10	7		1600	40	27		2800	70	47		4000	100	67	
440	11		6	1640	41		21	2840	71		36	4040	101		51
460		8		1660		28		2860		48		4060		68	
480	12			1680	42			2880	72			4080	102		
520	13	9	7	1720	43	29	22	2920	73	49	37	4120	103	69	52
560	14			1760	44			2960	74			4160	104		
580		10		1780		30		2980		50		4180		70	
600	15		8	1800	45		23	3000	75		38	4200	105		53
640	16	11		1840	46	31		3040	76	51		4240	106	71	
680	17		9	1880	47		24	3080	77		39	4280	107		54
700		12		1900		32		3100		52		4300		72	
720	18			1920	48			3120	78			4320	108		
760	19	13	10	1960	49	33	25	3160	79	53	40	4360	109	73	55
800	20			2000	50			3200	80			4400	110		
820		14		2020		34		3220		54		4420		74	
840	21		11	2040	51		26	3240	81		41	4440	111		56
880	22	15		2080	52	35		3280	82	55		4480	112	75	
920	23		12	2120	53		27	3320	83		42	4520	113		57
940		16		2140		36		3340		56		4540		76	
960	24			2160	54			3360	84			4560	114		
1000	25	17	13	2200	55	37	28	3400	85	57	43	4600	115	77	58
1040	26			2240	56			3440	86						
1060		18		2260		38		3460		58					
1080	27		14	2280	57		29	3480	87		44				
1120	28	19		2320	58	39		3520	88	59					
1160	29		15	2360	59		30	3560	89		45				
1180		20		2380		40		3580		60					
1200	30			2400	60			3600	90						
1240	31	21	16	2440	61	41	31	3640	91	61	46				

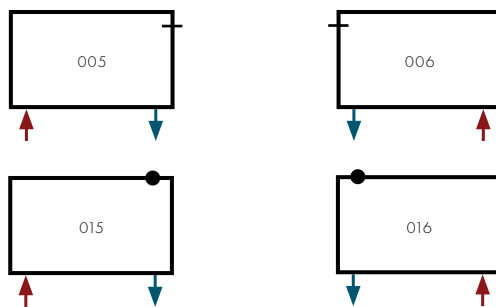
Tappings

Side tappings ABCD



	EUR
ABCD, Flow A - Return D.....	0
ABCD, Flow A - Return B.....	0
ABCD, Flow A - Return B, with flow pipe.....	.61
ABCD, Flow C - Return B.....	0
ABCD, Flow C - Return D.....	0
ABCD, Flow C - Return D, with flow pipe.....	.61

Bottom tappings EF / FE



	EUR
CEF, Flow E - Return F.....	.65
AFF, Flow F - Return E.....	.65
EFHx, Flow E - Return F, rear air Hx.....	.65
EFGx, Flow F - Return E, rear air Gx.....	.65


Bottom tappings EE / FF



	EUR
CEE, Flow E - Return E.....	.62
CEE, Flow E - Return E, with return pipe.....	.123
AFF, Flow F - Return F.....	.62
AFF, Flow F - Return F, with return pipe.....	.123
EEHx, Flow E - Return E, rear air Hx.....	.106
EEHx, Flow E - Return E, with return pipe and rear air Hx.....	.167
FFGx, Flow F - Return F, rear air Gx.....	.106
FFGx, Flow F - Return F, with return pipe and rear air Gx.....	.167

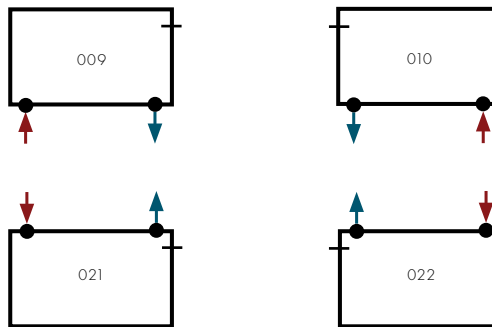
Tappings

Top tappings GH / HG



	EUR
CFG, Flow G - Return F65
AEH, Flow H - Return E65
CGH, Flow G - Return H65
AGH, Flow H - Return G65

Rear tappings ExFxGxHx



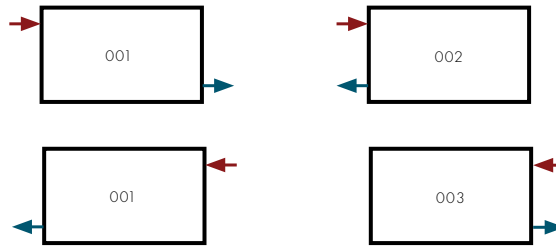
	EUR
CExFx, Flow Ex - Return Fx	181
AExFx, Flow Fx - Return Ex	181
ExFxHx, Flow Ex - Return Fx, rear air Hx	106
ExFxGx, Flow Fx - Return Ex, rear air Gx	106
CGxHx, Flow Gx - Return Hx	181
AHxGx, Flow Hx - Return Gx	181

Centre tappings MM



	EUR
CMM, Flow M - Return M70
AMM, Flow M - Return M70
HxMM, Flow M - Return M, rear air Hx	107
GxMM, Flow M - Return M, rear air Gx	107

Extended distributor pipe for mounting pillars



	EUR
ABCD, Flow A - Return D, extended distributor pipe	0
ABCD, Flow A - Return B, extended distributor pipe	0
ABCD, Flow A - Return B, with flow pipe and extended distributor pipe	52
ABCD, Flow C - Return B, extended distributor pipe	0
ABCD, Flow C - Return D, extended distributor pipe	0
ABCD, Flow C - Return D, with flow pipe and extended distributor pipe	52

Painting

Painting charge = Basic Price + surcharge per table below + colour start-up

The Nordic Collection	15%
The World Collection	15%
RAL 9010 - gloss 70.....	Included in price
RAL Classic	20%
RAL Special.....	30%
NCS.....	30%
Heritage.....	Price on request
Special gloss	30%
E-coat	40%
Clear paint.....	30%
Colour match	Free of charge
	<small>*closest possible RAL or NCS match</small>
Colour consultation.....	Price on request
Colour start-up.....	EUR 139

The Nordic Collection



The World Collection





Hudevad Lignum



Basic prices

Hgt., mm	Lgth., mm						
	100	110	120	130	140	150	160
800	415	415	416	416	417	417	418
900	420	420	421	421	422	422	423
1000	425	425	426	426	427	427	428
1100	430	431	431	431	432	432	433
1200	435	436	436	437	437	438	438
1300	440	441	441	442	442	443	443
1400	445	446	446	447	447	448	448
1500	450	451	451	452	452	453	453
1600	455	456	456	457	457	458	458
1700	460	461	461	462	462	463	463
1800	465	466	466	467	467	468	468
1900	471	471	472	472	472	473	473
2000	476	476	477	477	478	478	479
2100	485	485	486	486	487	487	488
2200	494	495	496	496	497	497	497
2300	504	505	505	506	506	507	507
2400	514	515	515	516	516	517	517
2500	524	525	525	526	526	527	527
2600	551	551	552	552	553	553	554
2700	561	562	563	563	564	564	565
2800	572	573	573	574	574	575	575
2900	583	584	584	585	585	586	587
3000	595	595	596	596	597	597	598
3100	746	746	746	746	746	746	746
3200	758	758	758	758	758	758	758
3300	770	770	770	770	770	770	770
3400	783	783	783	783	783	783	783
3500	795	795	795	795	795	795	795
3600	808	808	808	808	808	808	808
3700	822	822	822	822	822	822	822
3800	835	835	835	835	835	835	835
3900	849	849	849	849	849	849	849
4000	864	864	864	864	864	864	864

Basic prices

Hgt., mm	Lgth., mm						
	170	180	190	200	210	220	230
800	473	473	474	474	474	475	475
900	479	479	480	480	481	481	481
1000	485	485	486	486	487	487	488
1100	491	491	492	492	493	493	494
1200	497	497	498	498	499	499	500
1300	503	503	504	504	505	505	506
1400	509	509	510	510	511	511	512
1500	515	515	516	516	517	517	518
1600	521	521	522	522	523	523	524
1700	527	527	528	528	529	529	530
1800	533	533	534	534	535	535	536
1900	539	540	540	540	541	541	542
2000	545	546	546	547	547	547	548
2100	556	557	557	558	558	558	559
2200	567	568	568	569	569	570	570
2300	579	579	580	580	581	581	582
2400	590	591	591	592	592	593	593
2500	602	603	603	604	604	605	605
2600	631	631	631	632	633	633	633
2700	643	643	644	645	645	645	646
2800	656	656	657	657	658	658	659
2900	669	669	670	670	671	671	672
3000	682	682	683	683	684	684	685
3100	854	854	854	854	854	854	854
3200	868	868	868	868	868	868	868
3300	883	883	883	883	883	883	883
3400	897	897	897	897	897	897	897
3500	913	913	913	913	913	913	913
3600	928	928	928	928	928	928	928
3700	944	944	944	944	944	944	944
3800	960	960	960	960	960	960	960
3900	976	976	976	976	976	976	976
4000	993	993	993	993	993	993	993

Basic prices

Hgt., mm	Lgth., mm						
	240	250	260	270	280	290	300
800	476	492	493	493	494	494	495
900	482	500	500	501	501	502	502
1000	488	508	508	508	509	509	510
1100	494	515	516	516	517	517	518
1200	500	523	524	524	524	525	525
1300	506	531	531	532	532	533	533
1400	512	539	539	540	540	540	541
1500	518	546	547	547	548	548	549
1600	524	554	555	555	556	556	556
1700	530	562	562	563	563	564	564
1800	536	570	570	571	571	572	572
1900	542	577	578	578	579	579	580
2000	548	585	586	586	587	587	588
2100	560	598	599	599	600	600	601
2200	571	612	612	613	613	614	614
2300	582	625	626	626	627	627	628
2400	594	639	640	640	641	641	642
2500	606	653	654	654	655	655	656
2600	634	684	684	685	685	686	686
2700	647	699	699	700	700	701	701
2800	659	714	714	715	715	716	716
2900	672	729	730	730	731	731	732
3000	685	745	745	746	746	747	747
3100	854	915	915	915	915	915	915
3200	868	932	932	932	932	932	932
3300	883	949	949	949	949	949	949
3400	897	966	966	966	966	966	966
3500	913	984	984	984	984	984	984
3600	928	1,002	1,002	1,002	1,002	1,002	1,002
3700	944	1,021	1,021	1,021	1,021	1,021	1,021
3800	960	1,040	1,040	1,040	1,040	1,040	1,040
3900	976	1,059	1,059	1,059	1,059	1,059	1,059
4000	993	1,079	1,079	1,079	1,079	1,079	1,079

Basic prices

Basic prices include the following:

- Radiator powder coated in white RAL 9016

Tappings

Tappings for Hudevad Lignum on request..... Price on request EUR

Accessories

Cover panel

Length mm	100	150	200	250	300
Starting price/pcs.	1.214	1.214	1.297	1.297	1.604
Price per 10 mm height	10	10	11	11	14

Painting

Painting charge = Basic Price + surcharge per table below + colour start-up

- The Nordic Collection 15%
 - The World Collection 15%
 - RAL 9016 - gloss 70..... Included in price
 - RAL Classic 20%
 - RAL Special..... 30%
 - NCS..... 30%
 - Heritage..... Price on request
 - Special gloss 30%
 - E-coat 40%
 - Clear paint..... 30%
 - Colour match Free of charge
- *closest possible RAL or NCS match
- Colour consultation..... Price on request
 - Colour start-up..... EUR 139

The Nordic Collection



The World Collection



shape



Hudevad 1890



HUDEVAD
shape

Basic prices

Lght., mm.	Sec.	Hgt. 590mm.	Hgt. 790mm.
249	3	229.52	299.76
320	4	306.02	399.68
392	5	382.53	499.60
464	6	459.03	599.52
535	7	535.54	699.44
607	8	612.04	799.36
678	9	688.55	899.28
750	10	765.05	999.20
822	11	841.56	1,099.12
893	12	918.07	1,199.04
965	13	994.57	1,298.96
1036	14	1,071.08	1,398.88
1108	15	1,147.58	1,498.80
1180	16	1,224.09	1,598.72
1251	17	1,300.59	1,698.64
1323	18	1,377.10	1,798.57
1394	19	1,453.60	1,898.49
1466	20	1,530.11	1,998.41
1538	21	1,606.62	2,098.33
1609	22	1,683.12	2,198.25
1681	23	1,759.63	2,298.17
1752	24	1,836.13	2,398.09
1824	25	1,912.64	2,498.01
1896	26	1,989.14	2,597.93
1967	27	2,065.65	2,697.85
2039	28	2,142.15	2,797.77
2110	29	2,218.66	2,897.69
2182	30	2,295.16	2,997.61
2254	31	2,371.67	3,097.53
2325	32	2,448.18	3,197.45
2397	33	2,524.68	3,297.37
2468	34	2,601.19	3,397.29
2540	35	2,677.69	3,497.21
2612	36	2,754.20	3,597.13
2683	37	2,830.70	3,697.05
2755	38	2,907.21	3,796.97
2826	39	2,983.71	3,896.89
2898	40	3,060.22	3,996.81

Basic prices

Basic prices comprise of the following:

- Radiator colour in dark grey, Natural Cast

Tappings

Side tappings ABCD



ABCD EUR
 0

Custom solutions and surcharges

Angled radiators

Type	Applicable to	EUR
Internal angle, surcharge for 1 angle	Hudevad SC Hudevad Plan	1319
Internal angle, surcharge for 2 angles	Hudevad SC Hudevad Plan	1847
External angle, surcharge for 1 angle	Hudevad SC Hudevad Plan	1671
External angle, surcharge for 2 angles	Hudevad SC Hudevad Plan	2199

Curved radiators

Start price	Hudevad SC Hudevad Plan	1058
Price per section	Hudevad SC Hudevad Plan	10

Intermediate lengths

Basic length + 33.33 mm	Hudevad Plan, single	160
Basic length + 33.33 mm	Hudevad Plan, double	322
Basic length + 66.66 mm	Hudevad Plan, single	173
Basic length + 66.66 mm	Hudevad Plan, double	348

Options bench radiator

Surcharge for different wood (oak, ash, mahogany)	Hudevad Consilio	10 % on list price
Built-in electric socket	Hudevad Consilio	Price on request