



HUDEVAD
shape

Price List

All prices in GBP

Index

Hudevad Shape invites you into a world of possibilities, curiosity, and an inexhaustable striving for perfection. This is where a radiator becomes more than just a heating source, when we break the rules of conventional heating. Hudevad Shape is our creative playground; where new products come alive - and existing products get challenged anew.

Hudevad Plan	4
Basic prices	5
Tappings	9
Painting	14
Hudevad Plan XV	15
Basic prices	16
Tappings	18
Painting	19
Hudevad Consilio	20
Basic prices	21
Tappings	22
Painting	22
Hudevad P100	23
Basic prices	24
Tappings	25
Painting	26
Hudevad Protector	27
Basic prices	28
Painting	28
Hudevad SC	29
Basic prices	30
Lengths table	32
Tappings	33
Painting	35
Hudevad Lignum	36
Basic prices	37
Tappings	40
Painting	40

Hudevad 1890	41
Basic prices	42
Tappings	43
Custom solutions and surcharges	44

Basic prices

Basic prices comprise of the following, unless otherwise specified on the product pages.

- Radiator powder coated in white RAL 9010
- Side tappings, ABCD
- Air vent and plug
- Wall brackets and spacers

Exceptions can be found on the following products:

- Hudevad Consilio
- Hudevad P100
- Hudevad Lignum
- Hudevad 1890

shape



Hudevad Plan



HUDEVAD
shape

Basic prices - Single

Lgth mm	Sec. mm	Height 300 mm			Height 400 mm			Height 500 mm		
		40	60	80	40	60	80	40	60	80
400	12	148.47	171.15	183.75	156.03	181.23	191.31	163.59	198.87	211.47
500	15	164.85	193.20	208.95	174.30	205.80	218.40	183.75	227.85	243.60
600	18	181.23	215.25	234.15	192.57	230.37	245.49	203.91	256.83	275.73
700	21	197.61	237.30	259.35	210.84	254.94	272.58	224.07	285.81	307.86
800	24	213.99	259.35	284.55	229.11	279.51	299.67	244.23	314.79	339.99
900	27	230.37	281.40	309.75	247.38	304.08	326.76	264.39	343.77	372.12
1000	30	246.75	303.45	334.95	265.65	328.65	353.85	284.55	372.75	404.25
1100	33	263.13	325.50	360.15	283.92	353.22	380.94	304.71	401.73	436.38
1200	36	279.51	347.55	385.35	302.19	377.79	408.03	324.87	430.71	468.51
1300	39	295.89	369.60	410.55	320.46	402.36	435.12	345.03	459.69	500.64
1400	42	312.27	391.65	435.75	338.73	426.93	462.21	365.19	488.67	532.77
1500	45	328.65	413.70	460.95	357.00	451.50	489.30	385.35	517.65	564.90
1600	48	345.03	435.75	486.15	375.27	476.07	516.39	405.51	546.63	597.03
1700	51	361.41	457.80	511.35	393.54	500.64	543.48	425.67	575.61	629.16
1800	54	377.79	479.85	536.55	411.81	525.21	570.57	445.83	604.59	661.29
1900	57	394.17	501.90	561.75	430.08	549.78	597.66	465.99	633.57	693.42
2000	60	410.55	523.95	586.95	448.35	574.35	624.75	486.15	662.55	725.55
2100	63	426.93	546.00	612.15	466.62	598.92	651.84	506.31	691.53	757.68
2200	66	443.31	568.05	637.35	484.89	623.49	678.93	526.47	720.51	789.81
2300	69	459.69	590.10	662.55	503.16	648.06	706.02	546.63	749.49	821.94
2400	72	476.07	612.15	687.75	521.43	672.63	733.11	566.79	778.47	854.07
2500	75	492.45	634.20	712.95	539.70	697.20	760.20	586.95	807.45	886.20
2600	78	645.12	792.54	874.44	694.26	858.06	923.58	743.40	972.72	1,054.62
2700	81	661.50	814.59	899.64	712.53	882.63	950.67	763.56	1,001.70	1,086.75
2800	84	677.88	836.64	924.84	730.80	907.20	977.76	783.72	1,030.68	1,118.88
2900	87	694.26	858.69	950.04	749.07	931.77	1,004.85	803.88	1,059.66	1,151.01
3000	90	710.64	880.74	975.24	767.34	956.34	1,031.94	824.04	1,088.64	1,183.14
3100	93	727.02	902.79	1,000.44	785.61	980.91	1,059.03	844.20	1,117.62	1,215.27
3200	96	743.40	924.84	1,025.64	803.88	1,005.48	1,086.12	864.36	1,146.60	1,247.40
3300	99	759.78	946.89	1,050.84	822.15	1,030.05	1,113.21	884.52	1,175.58	1,279.53
3400	102	776.16	968.94	1,076.04	840.42	1,054.62	1,140.30	904.68	1,204.56	1,311.66
3500	105	792.54	990.99	1,101.24	858.69	1,079.19	1,167.39	924.84	1,233.54	1,343.79
3600	108	808.92	1,013.04	1,126.44	876.96	1,103.76	1,194.48	945.00	1,262.52	1,375.92
3700	111	825.30	1,035.09	1,151.64	895.23	1,128.33	1,221.57	965.16	1,291.50	1,408.05
3800	114	841.68	1,057.14	1,176.84	913.50	1,152.90	1,248.66	985.32	1,320.48	1,440.18
Output W/m 70° /40°/20°		252	304	324	337	404	435	418	501	539
Weight: kg/m		16.6	20.5	24.4	21.8	27.0	32.2	26.7	33.2	39.7
Water content: l/m		1.9	2.7	3.5	2.6	3.7	4.9	3.4	4.9	6.4

Basic prices - Single

Lgth mm	Sec. mm	Height 600 mm			Height 700 mm			Height 1000 mm		
		40	60	80	40	60	80	40	60	80
400	12	189	224	237	202	242	257	257	315	333
500	15	213	257	273	229	279	298	296	368	390
600	18	237	290	309	256	316	339	334	421	448
700	21	261	323	345	283	354	380	373	474	505
800	24	285	356	381	310	391	421	411	527	562
900	27	309	388	417	337	428	462	450	580	620
1000	30	333	421	453	364	465	503	488	633	677
1100	33	357	454	488	391	502	544	526	686	734
1200	36	381	487	524	419	539	585	565	739	792
1300	39	405	519	560	446	577	626	603	792	849
1400	42	429	552	596	473	614	667	642	845	906
1500	45	453	585	632	500	651	708	680	898	964
1600	48	476	618	668	527	688	749	719	950	1,021
1700	51	500	650	704	554	725	790	757	1,003	1,078
1800	54	524	683	740	581	763	831	795	1,056	1,136
1900	57	548	716	776	608	800	872	834	1,109	1,193
2000	60	572	749	812	635	837	912	872	1,162	1,250
2100	63	596	781	848	662	874	953	911	1,215	1,308
2200	66	620	814	883	689	911	994	949	1,268	1,365
2300	69	644	847	919	717	948	1,035	988	1,321	1,422
2400	72	668	880	955	744	986	1,076	1,026	1,374	1,480
2500	75	692	912	991	771	1,023	1,117	1,064	1,427	1,537
2600	78	852	1,082	1,163	934	1,196	1,294	1,239	1,616	1,731
2700	81	876	1,114	1,199	961	1,233	1,335	1,278	1,669	1,788
2800	84	900	1,147	1,235	988	1,271	1,376	1,316	1,722	1,845
2900	87	924	1,180	1,271	1,015	1,308	1,417	1,355	1,775	1,903
3000	90	948	1,213	1,307	1,042	1,345	1,458	1,393	1,828	1,960
3100	93	972	1,245	1,343	1,070	1,382	1,499	1,431	1,881	2,017
3200	96	996	1,278	1,379	1,097	1,419	1,540	1,470	1,933	
3300	99	1,020	1,311	1,415	1,124	1,456	1,581	1,508	1,986	
3400	102	1,044	1,344	1,451	1,151	1,494	1,622	1,547	2,039	
3500	105	1,068	1,376	1,487	1,178	1,531	1,663	1,585	2,092	
3600	108	1,092	1,409	1,523	1,205	1,568	1,704	1,624	2,145	
3700	111	1,116	1,442	1,558	1,232	1,605	1,745	1,662	2,198	
3800	114	1,139	1,475	1,594	1,259	1,642	1,786	1,700		
Output W/m 70°/40°/20°		503	601	653	585	703	763	774	923	1,012
Weight: kg/m		31.5	39.3	47.1	36.2	45.3	54.4	51.5	64.5	77.5
Water content: l/m		4.1	5.9	7.8	4.7	7.0	9.3	7.0	10.4	13.7

Basic prices - Double

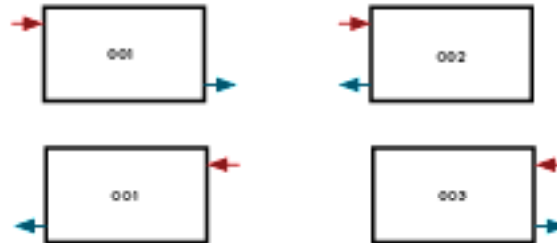
Lgth mm	Sec. mm	Height 300 mm		Height 400 mm		Height 500 mm	
		126	166	126	166	126	166
400	12	339.78	357.42	364.98	382.62	390.18	407.82
500	15	383.25	405.30	414.75	436.80	446.25	468.30
600	18	426.72	453.18	464.52	490.98	502.32	528.78
700	21	470.19	501.06	514.29	545.16	558.39	589.26
800	24	513.66	548.94	564.06	599.34	614.46	649.74
900	27	557.13	596.82	613.83	653.52	670.53	710.22
1000	30	600.60	644.70	663.60	707.70	726.60	770.70
1100	33	644.07	692.58	713.37	761.88	782.67	831.18
1200	36	687.54	740.46	763.14	816.06	838.74	891.66
1300	39	731.01	788.34	812.91	870.24	894.81	952.14
1400	42	774.48	836.22	862.68	924.42	950.88	1,012.62
1500	45	817.95	884.10	912.45	978.60	1,006.95	1,073.10
1600	48	861.42	931.98	962.22	1,032.78	1,063.02	1,133.58
1700	51	904.89	979.86	1,011.99	1,086.96	1,119.09	1,194.06
1800	54	948.36	1,027.74	1,061.76	1,141.14	1,175.16	1,254.54
1900	57	991.83	1,075.62	1,111.53	1,195.32	1,231.23	1,315.02
2000	60	1,035.30	1,123.50	1,161.30	1,249.50	1,287.30	1,375.50
2100	63	1,078.77	1,171.38	1,211.07	1,303.68	1,343.37	1,435.98
2200	66	1,122.24	1,219.26	1,260.84	1,357.86	1,399.44	1,496.46
2300	69	1,165.71	1,267.14	1,310.61	1,412.04	1,455.51	1,556.94
2400	72	1,209.18	1,315.02	1,360.38	1,466.22	1,511.58	1,617.42
2500	75	1,252.65	1,362.90	1,410.15	1,520.40	1,567.65	1,677.90
2600	78	1,432.41	1,547.07	1,596.21	1,710.87	1,760.01	1,874.67
2700	81	1,475.88	1,594.95	1,645.98	1,765.05	1,816.08	1,935.15
2800	84	1,519.35	1,642.83	1,695.75	1,819.23	1,872.15	1,995.63
2900	87	1,562.82	1,690.71	1,745.52	1,873.41	1,928.22	2,056.11
3000	90	1,606.29	1,738.59	1,795.29	1,927.59	1,984.29	2,116.59
3100	93	1,649.76	1,786.47	1,845.06	1,981.77	2,040.36	
3200	96	1,693.23	1,834.35	1,894.83	2,035.95	2,096.43	
3300	99	1,736.70	1,882.23	1,944.60	2,090.13	2,152.50	
3400	102	1,780.17	1,930.11	1,994.37	2,144.31	2,208.57	
3500	105	1,823.64	1,977.99	2,044.14	2,198.49	2,264.64	
3600	108	1,867.11	2,025.87	2,093.91	2,252.67	2,320.71	
3700	111	1,910.58	2,073.75	2,143.68	2,306.85	2,376.78	
3800	114	1,954.05	2,121.63	2,193.45	2,361.03		
Output: W/m 70°/40°/20°		503	567	679	772	871	972
Weight: kg/m		41	48.8	54	64.4	66.5	79.5
Water content: l/m		5.4	7	7.5	9.8	9.8	12.8

Basic prices - Double

Lgth mm	Sec. mm	Height 600 mm		Height 700 mm		Height 1000 mm	
		126	166	126	166	126	166
400	12	444	461	476	494	606	638
500	15	508	530	549	571	705	746
600	18	572	599	621	648	805	854
700	21	637	667	694	725	904	962
800	24	701	736	766	802	1,004	1,069
900	27	765	805	839	878	1,103	1,177
1000	30	829	873	911	955	1,203	1,285
1100	33	894	942	984	1,032	1,302	1,393
1200	36	958	1,011	1,056	1,109	1,402	1,500
1300	39	1,022	1,079	1,129	1,186	1,502	1,608
1400	42	1,086	1,148	1,201	1,263	1,601	1,716
1500	45	1,151	1,217	1,273	1,340	1,701	1,823
1600	48	1,215	1,285	1,346	1,416	1,800	
1700	51	1,279	1,354	1,418	1,493	1,900	
1800	54	1,343	1,423	1,491	1,570	1,999	
1900	57	1,408	1,491	1,563	1,647	2,099	
2000	60	1,472	1,560	1,636	1,724		
2100	63	1,536	1,629	1,708	1,801		
2200	66	1,600	1,697	1,781	1,878		
2300	69	1,665	1,766	1,853			
2400	72	1,729	1,835	1,925			
2500	75	1,793	1,903	1,998			
2600	78	1,994	2,108	2,207			
2700	81	2,058		2,279			
2800	84	2,122					
2900	87	2,187					
3000	90	2,251					
3100	93	2,315					
3200	96						
3300	99						
3400	102						
3500	105						
3600	108						
3700	111						
3800	114						
Output: W/m 70°/40°/20°		1028	1155	1176	1337	1560	1736
Weight: kg/m		78.6	94.1	90.6	108.8	129	155
Water content: l/m		11.9	15.7	14	18.5	20.7	27.4

Tappings - single

Side tappings ABCD



	GBP
ABCD	0
ABpC, Flow A - Return Bp (applies only to lengths above 1200 mm)	101.28
ABDp, Flow C - Return Dp (applies only to lengths above 1200 mm)	101.28

Bottom tappings EF/FE



	GBP
ACEF	27.72
Special center distance	153.02

Bottom tappings EE / FF



	GBP
CEE, Flow E - Return E	52.44
CEEp, Flow E - Return Ep	54.08
AFF, Flow F - Return F	52.44
AFFp, Flow F - Return Fp	54.08

Built-in valves - single

Built-in valve type 1 EF / FE



	GBP
CEF, Flow E - Return F, built-in valve type 1 L	221.76
AEF, Flow F - Return E, built-in valve type 1 R	221.76

Built-in valve type 1 EE / FF




	GBP
CEE, Flow E - Return E, built-in valve type 1 L	274.20
CEEp, flow E-return Ep, built-in valve type 1 L	274.20
AFF, Flow F - Return F, Built-in valve type 1 R	274.20
AFFp, flow F-return Fp, built-in valve Type 1 R	274.20

Built-in valve type 3 EF / FE



	GBP
CEF, Flow E - Return F, built-in valve type 3 L	168.40
AEF, Flow F - Return E, built-in valve type 3 R	168.40

Built-in valve type 3 EE / FF



	GBP
CEE, Flow E - Return E, built-in valve type 3 L	220.84
CEEp, Flow E - Return Ep, built-in valve type 3 L	220.84
AFF, Flow F - Return F, built-in valve type 3 R	220.84
AFFp, Flow F - Return Fp, built-in valve type 3 R	220.84

UR Flex - single

Model UR, EF/FE



	GBP
CEE, Flow E, Return E, UR (9).....	96.10
CEF, Flow E - Return F, UR (10).....	96.10
AEF, Flow F - Return E, UR (12).....	96.10
AFF, Flow F, Return F, UR (11).....	96.10
<i>UR is delivered with closed gable</i>	

Model UR, built-in valve type 1 EF/FE



	GBP
CEE, Flow E, Return E, built-in valve type 1 L, UR (1).....	317.86
CEF, Flow E - Return F, built-in valve type 1 L, UR (2).....	317.86
AFF, Flow F, Return F, built-in valve type 1 R, UR (3).....	317.86
AEF, Flow F - Return E, built-in valve type 1 R, UR (4).....	317.86
<i>UR is delivered with closed gable</i>	

Model UR, built-in valve type 3 EF/FE



	GBP
CEE, Flow E, Return E, built-in valve type 3 L, UR (5).....	264.5
CEF, Flow E - Return F, built-in valve type 3 L, UR (6).....	264.5
AFF, Flow F, Return F, built-in valve type 3 R, UR (7).....	264.5
AEF, Flow F - Return E, built-in valve type 3 R, UR (8).....	264.5
<i>UR is delivered with closed gable</i>	

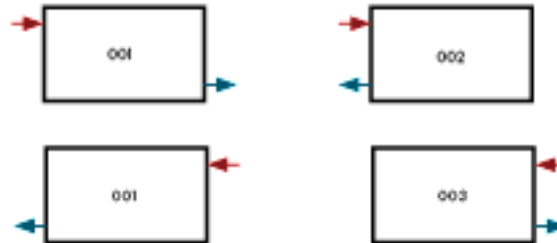
Model UR, built-in valve type 4 EF/FE



	GBP
CEE, Flow E, Return E, built-in valve type 4 L, UR (13).....	159.85
CEF, Flow E - Return F, built-in valve type 4 L, UR (14).....	159.85
AFF, Flow F, Return F, built-in valve type 4 R, UR (15).....	159.85
AEF, Flow F - Return E, built-in valve type 4 R, UR (16).....	159.85
<i>UR is delivered with closed gable</i>	

Tappings - double

Side tappings ABCD



ABCD.....	GBP
ABCD, Flow A - Return B, FWC-L.....	0
ABCD, Flow C - Return D, FWC-R.....	25.35
ABCD, Flow C - Return D, FWC-R.....	25.35
<i>FWC: Forced Water Circulation for lengths above 1200 mm</i>	

Bottom tappings EF/FE



ACEF.....	GBP
ACEF.....	27.72
Special center distance.....	153.02

Bottom tappings EE / FF



CEE, Flow E - Return E, FWC-L.....	GBP
CEE, Flow E - Return E, FWC-L.....	52.44
AFF, Flow F - Return F, FWC-R.....	52.44
CEEF, Flow E - Return E, FWC-L.....	53.44
AEFF, Flow F - Return F, FWC-R.....	53.44
<i>FWC: Forced Water Circulation for lengths above 1200 mm</i>	

Built-in valves - double

Built-in valve type 1 EF / FE




	GBP
CEF, Flow E - Return F, built-in valve type 1 L.....	221.76
AEF, Flow F - Return E, built-in valve type 1 R.....	221.76

Built-in valve type 1 EE / FF




	GBP
CEE, Flow E - Return E, built-in valve type 1 L.....	274.20
CEEp, flow E-return Ep, built-in valve type 1 L.....	274.20
AFF, Flow F - Return F, Built-in valve type 1 R.....	274.20
AFFp, flow F-return Fp, built-in valve Type 1 R.....	274.20

Built-in valve type 3 EF / FE



	GBP
CEF, Flow E - Return F, built-in valve type 3 L.....	168.40
AEF, Flow F - Return E, built-in valve type 3 R.....	168.40

Built-in valve type 3 EE / FF



	GBP
CEE, Flow E - Return E, built-in valve type 3 L.....	220.84
CEEp, Flow E - Return Ep, built-in valve type 3 L.....	220.84
AFF, Flow F - Return F, built-in valve type 3 R.....	220.84
AFFp, Flow F - Return Fp, built-in valve type 3 R.....	220.84

Painting

Painting charge = basic Price + surcharge per table below + colour start-up

The Nordic Collection.....	15%
The World Collection.....	15%
RAL 9010-gloss70.....	Included in price
RAL Classic.....	20%
RAL Special.....	30%
NCS.....	30%
Heritage.....	Price on request
Special glass.....	30%
E-coat.....	40%
Clear paint.....	30%
Colour match.....	Free of charge
	<small>*closest possible RAL or NCS match</small>
Colour consultation.....	Price on request
Colour start-up.....	GBP120

The Nordic Collection



The World Collection



shape



Hudevad Plan XV



HUDEVAD
shape

Basic prices

Height mm	Plan XV, 86 mm - Length, mm							Weight Kg/m	Water content l/m
	550	650	750	850	950	1050	1150		
1600	862.7	922.5	982.4	1,042.2	1,102.1	1,161.9	1,221.8	89.9	14.8
1700	890.0	954.2	1,018.5	1,082.8	1,147.0	1,211.3	1,275.5	95.5	15.8
1800	914.8	982.8	1,050.8	1,118.9	1,186.9	1,255.0	1,323.0	101.1	16.8
1900	933.2	1,003.8	1,074.4	1,144.9	1,215.5	1,286.0	1,356.6	106.7	17.7
2000	960.5	1,035.5	1,110.5	1,185.5	1,260.4	1,335.4	1,410.4	112.3	18.7
2100	1,015.4	1,097.3	1,179.2	1,261.1	1,343.0	1,424.9	1,506.8	118	19.7
2200	1,137.6	1,218.8	1,300.1	1,381.4	1,462.7	1,543.9	1,625.2	123.6	20.7
2300	1,196.8	1,285.6	1,374.5	1,463.3	1,552.1	1,640.9	1,729.8	129.2	21.7
2400	1,226.8	1,320.7	1,414.6	1,508.4	1,602.3	1,696.2	1,790.0	134.8	22.7
2500	1,251.8	1,349.5	1,447.1	1,544.8	1,642.4	1,740.1	1,837.7	140.4	23.7
2600	1,281.6	1,384.3	1,487.0	1,589.7	1,692.4	1,795.1	1,897.8	146.1	24.7
2700	1,295.9	1,399.9	1,503.8	1,607.8	1,711.7	1,815.7	1,919.6	151.7	25.7
2800	1,318.2	1,425.9	1,533.6	1,641.4	1,749.1	1,856.8	1,964.6	157.3	26.7
2900	1,340.6	1,451.5	1,562.4	1,673.3	1,784.2	1,895.0	2,005.9	162.9	30.3
3000	1,368.2	1,483.4	1,598.7	1,714.0	1,829.3	1,944.6	2,059.9	168.5	28.6

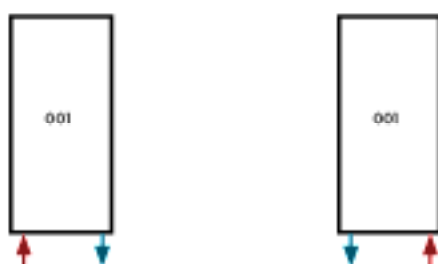
Height mm	Plan XV, 116 mm - Length, mm							Weight kg/m	Water content l/m
	550	650	750	850	950	1050	1150		
1600	885.4	950.9	1,016.4	1,081.9	1,147.4	1,213.0	1,278.5	102.5	14.8
1700	912.7	982.6	1,052.5	1,122.5	1,192.4	1,262.3	1,332.2	108.9	15.8
1800	940.0	1,014.3	1,088.6	1,163.0	1,237.3	1,311.7	1,386.0	115.4	16.8
1900	963.5	1,041.6	1,119.7	1,197.8	1,276.0	1,354.1	1,432.2	121.8	17.7
2000	988.3	1,070.2	1,152.1	1,234.0	1,315.9	1,397.8	1,479.7	128.2	18.7
2100	1,043.1	1,131.9	1,220.7	1,309.6	1,398.4	1,487.2	1,576.1	134.6	19.7
2200	1,172.9	1,262.9	1,353.0	1,443.1	1,533.2	1,623.3	1,713.4	141	20.7
2300	1,232.1	1,329.7	1,427.4	1,525.0	1,622.7	1,720.3	1,818.0	147.4	21.7
2400	1,262.1	1,364.8	1,467.5	1,570.2	1,672.9	1,775.6	1,878.2	153.8	22.7
2500	1,287.1	1,393.6	1,500.0	1,606.5	1,713.0	1,819.4	1,925.9	160.2	23.7
2600	1,316.9	1,428.4	1,539.9	1,651.4	1,763.0	1,874.5	1,986.0	166.6	24.7
2700	1,341.3	1,456.6	1,571.9	1,687.1	1,802.4	1,917.7	2,033.0	173	25.7
2800	1,361.0	1,479.5	1,597.9	1,716.3	1,834.8	1,953.2	2,071.7	179.4	26.7
2900	1,386.0	1,508.2	1,630.4	1,752.7	1,874.9	1,997.1	2,119.3	185.9	30.3
3000	1,416.0	1,543.3	1,670.6	1,797.8	1,925.1	2,052.3	2,179.6	192.3	28.6

Basic prices

Height	Plan XV, 173 mm - Length, mm							Weight	Water content	
	mm	550	650	750	850	950	1050			1150
1600		1,122.2	1,247.0	1,371.7	1,496.5	1,621.2	1,745.9	1,870.7	137.7	21.5
1700		1,162.1	1,294.4	1,426.7	1,559.0	1,691.3	1,823.6	1,955.9	146.3	23
1800		1,204.6	1,345.1	1,485.5	1,626.0	1,766.5	1,907.0	2,047.5	155	24.6
1900		1,238.2	1,385.0	1,531.7	1,678.5	1,825.3	1,972.1	2,118.9	163.6	24.7
2000		1,280.6	1,435.6	1,590.5	1,745.5	1,900.5	2,055.5	2,210.5	172.2	26.2
2100		1,375.7	1,547.7	1,719.7	1,891.7	2,063.7	2,235.7	2,407.7	180.8	27.8
2200		1,487.9	1,656.7	1,825.5	1,994.4	2,163.2	2,332.1	2,500.9	189.4	29.4
2300		1,587.4	1,773.9	1,960.4	2,146.8	2,333.3	2,519.8	2,706.3	198	31.2
2400		1,630.0	1,824.7	2,019.4	2,214.0	2,408.7	2,603.4	2,798.0	206.6	32.8
2500		1,670.1	1,872.4	2,074.6	2,276.8	2,479.1	2,681.3	2,883.5	215.2	34.4
2600		1,715.1	1,926.1	2,137.2	2,348.2	2,559.3	2,770.3	2,981.4	223.8	36.3
2700		1,749.5	1,966.9	2,184.2	2,401.6	2,618.9	2,836.3	3,053.6	232.4	37.8
2800		1,784.4	2,008.7	2,232.9	2,457.2	2,681.5	2,905.8	3,130.1	241	39.4
2900		1,824.5	2,056.3	2,288.2	2,520.0	2,751.8	2,983.7	3,215.5	249.7	39.2
3000		1,864.6	2,104.0	2,343.4	2,582.8	2,822.2	3,061.6	3,301.0	258.3	41

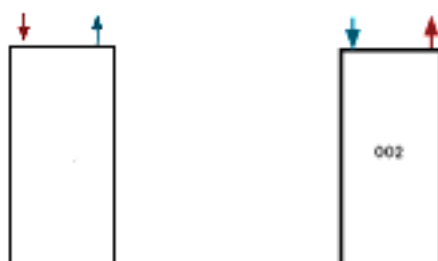
Tappings

Bottom tappings EF/FE



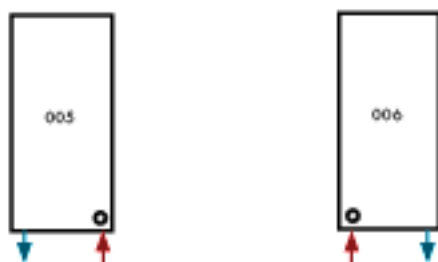
EpFFH, Flow Ep - Return F.....	GBP 0
EEFpG, Flow Fp - Return E.....	0

Top tappings GH / HG



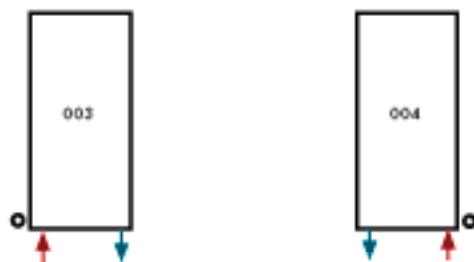
FGpHH, Flow H - Return Gp.....	GBP 78.42
EGGHp, Flow G - Return Hp.....	78.42

Built-in valve type 1



EpFH, Flow Ep - Return F, built-in valve type 1 L bottom.....	GBP 221.76
EFpG, Flow Fp - Return E, built-in valve type 1 R bottom.....	221.76

Built-in valve type 3



EpFH, Flow Ep - Return F, built-in valve type 3 L.....	GBP 221.76
EFpG, Flow Fp - Return E, built-in valve type 3 R.....	221.76

Painting

Painting charge = basic Price + surcharge per table below + colour start-up

The Nordic Collection.....	15%
The World Collection.....	15%
RAL 9010 - gloss 70.....	Included in price
RAL Classic.....	20%
RAL Special.....	30%
NCS.....	30%
Heritage.....	Price on request
Special glass.....	30%
E-coat.....	40%
Clear paint.....	30%
Colour match.....	Free of charge
	<small>*closest possible RAL or NCS match</small>
Colour consultation.....	Price on request
Colour start-up.....	GBP 120

The Nordic Collection



The World Collection



shape



Hudevad Consilio



HUDEVAD
shape

Basic prices

Length	GBP
810	665.04
910	674.18
1010	696.00
1110	720.10
1210	735.16
1310	765.18
1410	778.28
1510	796.73
1610	822.89
1710	845.52
1810	854.81
1910	882.83
2010	900.14
2110	925.10
2210	955.26
2310	985.41
2410	1,015.57
2510	1,045.73
2610	1,076.03
2710	1,106.33
2810	1,136.64
2910	1,166.94
3010	1,197.24
3110	1,217.17
3210	1,237.10
3310	1,257.02
3410	1,276.95
3510	1,296.87
3610	1,319.19
3710	1,341.51
3810	1,363.83
3910	1,386.15
4010	1,408.47

Basic prices

Basic prices comprise of the following:

- Radiator and bench side pieces coated in grey RAL 7022
- Bottom tappings, EF; with left and right hand connection options
- Air vent and plug
- Bench top in solid, lacquered beech
- Cover plates (rosettes)

Tappings

Bottom tappings EF/FE



ACEF.....GBP
.....0

Additional charges

Bench top in other wood types..... 10% on list price
 Prepared for built-in power socket..... Price on request

Painting

Painting charge = basic Price + surcharge per table below + colour start-up

The Nordic Collection.....	15%
The World Collection.....	15%
RAL 7022 - gloss 70.....	Included in price
RAL Classic.....	20%
RAL Special.....	30%
NCS.....	30%
Heritage.....	Price on request
Special glass.....	30%
E-coat.....	40%
Clearpaint.....	30%
Colour match.....	Free of charge
Colour consultation.....	Price on request
Colour start-up.....	GBP120

The Nordic Collection



The World Collection



shape



Hudevad P100



HUDEVAD
shape

Basic prices

Lgth mm	Height 100 mm		
	100	184	268
710	429.42	501.65	536.61
810	445.33	521.32	559.15
910	461.24	540.99	581.69
1010	477.15	560.66	604.23
1110	493.06	580.33	626.77
1210	508.97	600.00	649.31
1310	524.88	619.67	671.85
1410	540.79	639.34	694.39
1510	556.70	659.01	716.93
1610	572.61	678.68	739.47
1710	588.52	698.35	762.01
1810	604.43	718.02	784.55
1910	620.34	737.69	807.09
2010	636.25	757.36	829.63
2110	652.16	777.03	852.17
2210	668.07	796.70	874.71
2310	683.98	816.37	897.25
2410	699.89	836.04	919.79
2510	715.80	855.71	942.33

Ordered either as wall mounted or floor mounted.

Basic prices

Basic prices comprise of the following:

- Radiator powder coated in white RAL 9010
- Side or bottom tapings
- Air vent and plug

Tappings

Side tappings BD/DB



BD, Flow D - Return B.....	GBP
BD, Flow B - Return D.....	0

Side tappings BB/DD



BB, Flow D - Return B.....	GBP
DD, Flow B - Return D.....	0

Bottom tappings EF / FE



EF, Flow E - Return F.....	GBP
EF, Flow F - Return E.....	05.56

Built-in valve type 3 EF / FE



EF, Flow E - Return F, built-in valve type 3 L.....	GBP
EF, Flow F - Return E, built-in valve type 3 R.....	230.77

Hudevad P100: Modular infill panel (90 or 190 mm) incl. fittings



	GBP
Length 2510-5010 mm.....	188.84
Length 5010-6010 mm.....	377.56
Lengths over 6010 mm	Please contact the Hudevad sales team

Painting

Painting charge = basic Price + surcharge per table below + colour start-up

The Nordic Collection.....	15%
The World Collection.....	15%
RAL 9010-gloss70.....	Included in price
RAL Classic.....	20%
RAL Special.....	30%
NCS.....	30%
Heritage.....	Price on request
Special glass.....	30%
E-coat.....	40%
Clear paint.....	30%
Colour match.....	Free of charge
	<small>*closest possible RAL or NCS match</small>
Colour consultation.....	Price on request
Colour start-up.....	GBP120

The Nordic Collection



The World Collection



shape



Hudevad Protector



HUDEVAD
shape

Tappings

Hudevad Protector is a customized product with no standardised solutions.
 For information about prices, tappings and solutions, please contact the Hudevad sales team.

Painting

Painting charge = basic Price + surcharge per table below + colour start-up

The Nordic Collection.....	15%
The World Collection.....	15%
RAL 9010 - gloss 70.....	Included in price
RAL Classic.....	20%
RAL Special.....	30%
NCS.....	30%
Heritage.....	Price on request
Special gloss.....	30%
E-coat.....	40%
Clear paint.....	30%
Colour match.....	Free of charge
	<small>*closest possible RAL or NCS match</small>
Colour consultation.....	Price on request
Colour start-up.....	GBP120

The Nordic Collection



The World Collection



shape



Hudevad SC



HUDEVAD
shape

Basic prices - Single (SCE)

Height, mm.	SCE, D:98		W/m: 70°/40°/20°			Water content Liter/ele- ment	Weight Kg/ele- ment	Max. Length, mm.		
	Start-up price	Per ele- ment	Element spacing, mm.					Element spacing, mm.		
			40	60	80	40	60	80		
300	172.4	27.9	350	274	244	0.2	0.9	4600	4600	4600
400	172.4	29.2	442	344	303	0.3	1.1	4600	4600	4600
500	172.4	30.3	533	412	360	0.3	1.4	4600	4600	4600
600	172.4	31.4	620	478	414	0.4	1.6	4600	4600	4600
700	172.4	32.5	707	542	468	0.4	1.8	4600	4600	4600
800	172.4	33.6	792	607	521	0.5	2.1	4600	4600	4600
900	172.4	34.7	879	671	573	0.5	2.3	4560	4600	4600
1000	172.4	36.0	964	735	625	0.6	2.5	4120	4600	4600
1100	172.4	39.3	1049	798	678	0.6	2.7	3760	4600	4600
1200	172.4	40.4	1135	862	730	0.7	3	3440	4600	4600
1300	172.4	41.6	1220	926	779	0.7	3.2	3200	4600	4600
1400	172.4	42.9	1307	988	831	0.8	3.4	2960	4300	4600
1500	196.9	42.9	1394	1054	890	0.8	3.7	3760	4060	4600
1600	196.9	44.2	1476	1121	941	0.9	3.9	2600	3820	4600
1700	196.9	45.3	1576	1188	993	0.9	4.1	1600	1600	1560
1800	196.9	46.4	1660	1254	1051	1	4.4	1600	1600	1560
1900	196.9	47.5	1744	1320	1102	1	4.6	1600	1600	1560
2000	196.9	48.6	1843	1396	1160	1.1	4.8	1600	1600	1560
2100	219.0	51.5	1927	1461	1218	1.1	5	1600	1600	1560
2200	219.0	52.6	2025	1527	1269	1.2	5.3	1600	1600	1560
2300	219.0	53.9	2123	1602	1326	1.2	5.5	1600	1600	1560
2400	219.0	54.8	2220	1676	1384	1.3	5.8	1600	1600	1560
2500	219.0	56.1	2303	1751	1448	1.3	6	1600	1600	1560
2600	219.0	57.2	2401	1825	1506	1.4	6.2	1600	1600	1560
2700	219.0	58.3	2512	1899	1563	1.4	6.4	1560	1600	1560
2800	219.0	59.5	2608	1973	1627	1.5	6.7	1480	1600	1560
2900	219.0	60.8	2705	2047	1627	1.5	6.9	1440	1600	1560
3000	219.0	61.9	2815	2130	1754	1.6	7.1	1400	1600	1560

Basic prices - Double (SCD)

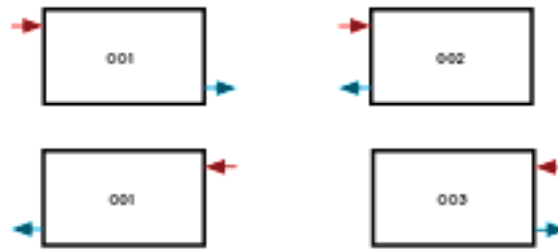
Height, mm.	SCD, D:160		W/m: 70°/40°/20° Element spacing, mm.			Water con- tent	Weight	Max. Length, mm. Element spacing, mm.		
	Start-up price	Per ele- ment	40	60	80	Liter/ele- ment	kg/ele- ment	40	60	80
300	203.3	51.1	556	419	353	0.3	1.5	4600	4600	4600
400	203.3	53.3	709	541	453	0.4	2	4600	4600	4600
500	203.3	55.5	857	660	551	0.5	2.4	4200	4600	4600
600	203.3	57.9	1004	777	646	0.6	2.9	3520	4600	4600
700	203.3	60.1	1148	893	741	0.7	3.4	3040	4420	4600
800	203.3	62.3	1291	1004	836	0.8	3.8	2640	3880	4600
900	203.3	64.5	1432	1120	926	0.9	4.3	2360	3460	4520
1000	203.3	67.0	1568	1237	1023	1	4.7	2120	3100	4040
1100	203.3	73.6	1710	1343	1113	1	5.2	1920	2860	3720
1200	203.3	76.0	1851	1459	1202	1.1	5.7	1760	2620	3480
1300	203.3	78.2	2007	1566	1299	1.2	6.1	1640	2440	3240
1400	203.3	80.4	2148	1682	1389	1.3	6.6	1520	2260	3000
1500	248.0	81.1	2289	1788	1478	1.4	7	1400	2080	2760
1600	248.0	83.3	2430	1904	1574	1.5	7.5	1320	1960	2600
1700	248.0	85.8	2570	2010	1663	1.6	8	1240	1600	1560
1800	248.0	88.0	2725	2126	1759	1.7	8.4	1160	1600	1560
1900	248.0	90.2	2993	2232	1848	1.8	8.9	1120	1600	1560
2000	248.0	92.6	3018	2347	1944	1.9	9.3	1040	1540	1560
2100	284.2	98.6	3171	2453	2033	1.9	9.8	1000	1480	1560
2200	284.2	100.8	3310	2568	2128	2	10.3	960	1420	1560
2300	284.2	103.0	3463	2674	2224	2.1	10.7	920	1360	1560
2400	284.2	105.4	3615	2789	2312	2.2	11.2	880	1300	1560
2500	284.2	107.6	3781	2894	2408	2.3	11.6	840	1240	1560
2600	284.2	109.8	3933	3009	2503	2.4	12.1	800	1180	1560
2700	284.2	112.3	4085	3124	2598	2.5	12.6	800	1120	1480
2800	284.2	114.5	4250	3229	2693	2.6	13	760	1120	1480
2900	284.2	116.7	4415	3344	2796	2.7	13.5	720	1060	1400
3000	284.2	119.1	4565	3459	2891	2.8	13.9	720	1000	1

Length table: SCE and SCD (no. of elements for a given lengths)

Lght mm	Element spacing, mm			Lght mm	Element spacing, mm			Lght mm	Element spacing, mm			Lght mm	Element spacing, mm		
	40	60	80		40	60	80		40	60	80		40	60	80
80	2			1280	32			2480	62			3680	92		
100		2		1300		22		2500		42		3700		62	
120	3		2	1320	33		17	2520	63		32	3720	93		47
160	4	3		1360	34	23		2560	64	43		3760	94	63	
200	5		3	1400	35		18	2600	65		33	3800	95		48
220		4		1420		24		2620		44		3820		64	
240	6			1440	36			2640	66			3840	96		
280	7	5	4	1480	37	25	19	2680	67	45	34	3880	97	65	49
320	8			1520	38			2720	68			3920	98		
340		6		1540		26		2740		46		3940		66	
360	9		5	1560	39		20	2760	69		35	3960	99		50
400	10	7		1600	40	27		2800	70	47		4000	100	67	
440	11		6	1640	41		21	2840	71		36	4040	101		51
460		8		1660		28		2860		48		4060		68	
480	12			1680	42			2880	72			4080	102		
520	13	9	7	1720	43	29	22	2920	73	49	37	4120	103	69	52
560	14			1760	44			2960	74			4160	104		
580		10		1780		30		2980		50		4180		70	
600	15		8	1800	45		23	3000	75		38	4200	105		53
640	16	11		1840	46	31		3040	76	51		4240	106	71	
680	17		9	1880	47		24	3080	77		39	4280	107		54
700		12		1900		32		3100		52		4300		72	
720	18			1920	48			3120	78			4320	108		
760	19	13	10	1960	49	33	25	3160	79	53	40	4360	109	73	55
800	20			2000	50			3200	80			4400	110		
820		14		2020		34		3220		54		4420		74	
840	21		11	2040	51		26	3240	81		41	4440	111		56
880	22	15		2080	52	35		3280	82	55		4480	112	75	
920	23		12	2120	53		27	3320	83		42	4520	113		57
940		16		2140		36		3340		56		4540		76	
960	24			2160	54			3360	84			4560	114		
1000	25	17	13	2200	55	37	28	3400	85	57	43	4600	115	77	58
1040	26			2240	56			3440	86						
1060		18		2260		38		3460		58					
1080	27		14	2280	57		29	3480	87		44				
1120	28	19		2320	58	39		3520	88	59					
1160	29		15	2360	59		30	3560	89		45				
1180		20		2380		40		3580		60					
1200	30			2400	60			3600	90						
1240	31	21	16	2440	61	41	31	3640	91	61	46				

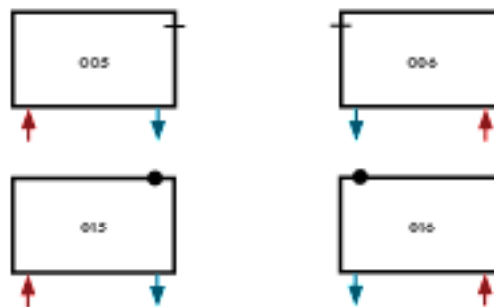
Tappings

Side tappings ABCD



	GBP
ABCD, Flow A - Return D.....	0
ABCD, Flow A - Return B.....	0
ABCD, Flow A - Return B, with flow pipe.....	52.79
ABCD, Flow C - Return B.....	0
ABCD, Flow C - Return D.....	0
ABCD, Flow C - Return D, with flow pipe.....	52.79

Bottom tappings EF / FE



	GBP
CEF, Flow E - Return F.....	56.60
AEF, Flow F - Return E.....	56.60
EFHx, Flow E - Return F, rear air Hx.....	56.60
EFGx, Flow F - Return E, rear air Gx.....	56.60

Bottom tappings EE / FF



	GBP
CEE, Flow E - Return E.....	53.84
CEE, Flow E - Return E, with return pipe.....	106.51
AFF, Flow F - Return F.....	53.84
AFF, Flow F - Return F, with return pipe.....	106.51
EEHx, Flow E - Return E, rear air Hx.....	92.00
EEHx, Flow E - Return E, with return pipe and rear air Hx.....	144.65
FFGx, Flow F - Return F, rear air Gx.....	92.00
FFGx, Flow F - Return F, with return pipe and rear air Gx.....	144.65

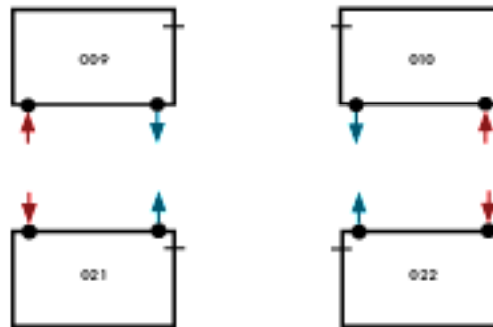
Tappings

Top tappings GH / HG



	GBP
CFG, Flow G - Return F	56.50
AEH, Flow H - Return E	56.50
CGH, Flow G - Return H	56.50
AGH, Flow H - Return G	56.50

Rear tappings ExFxGxHx



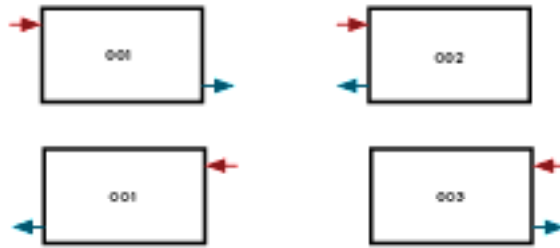
	GBP
CExFx, Flow Ex - Return Fx	156.30
AExFx, Flow Fx - Return Ex	156.30
ExFxHx, Flow Ex - Return Fx, rear atr Hx	92.00
ExFxGx, Flow Fx - Return Ex, rear atr Gx	92.00
CGxHx, Flow Gx - Return Hx	156.30
AHxGx, Flow Hx - Return Gx	156.30

Centre tappings MM



	GBP
CMM, Flow M - Return M	60.47
AMM, Flow M - Return M	60.47
HxMM, Flow M - Return M, rear atr Hx	92.85
GxMM, Flow M - Return M, rear atr Gx	92.85

Extended distributor pipe for mounting pillars



ABCD, Flow A - Return D, extended distributor pipe	0
ABCD, Flow A - Return B, extended distributor pipe	0
ABCD, Flow A - Return B, with flow pipe and extended distributor pipe	44.72
ABCD, Flow C - Return B, extended distributor pipe	0
ABCD, Flow C - Return D, extended distributor pipe	0
ABCD, Flow C - Return D, with flow pipe and extended distributor pipe	44.72

Painting

Painting charge = basic Price + surcharge per table below + colour start-up

The Nordic Collection.....	15%
The World Collection.....	15%
RAL 9010 - gloss 70.....	Included in price
RAL Classic.....	20%
RAL Special.....	30%
NCS.....	30%
Heritage.....	Price on request
Special glass.....	30%
E-coat.....	40%
Clear paint.....	30%
Colour match.....	Free of charge
	<small>*closest possible RAL or NCS match</small>
Colour consultation.....	Price on request
Colour start-up.....	GBP 120

The Nordic Collection



The World Collection





Hudevad Lignum



Basic prices

Height, mm	Length, mm						
	100	110	120	130	140	150	160
800	358.95	359.30	359.77	360.12	360.58	360.93	361.40
900	363.26	363.72	364.07	364.53	364.88	365.35	365.81
1000	367.67	368.02	368.49	368.95	369.30	369.77	370.12
1100	371.98	372.44	372.91	373.26	373.72	374.07	374.53
1200	376.40	376.86	377.21	377.67	378.02	378.49	378.95
1300	380.81	381.16	381.63	382.09	382.44	382.91	383.26
1400	385.12	385.58	386.05	386.40	386.86	387.21	387.67
1500	389.53	390.00	390.35	390.81	391.16	391.63	392.09
1600	393.95	394.30	394.77	395.23	395.58	396.05	396.40
1700	398.26	398.72	399.19	399.53	400.00	400.35	400.81
1800	402.67	403.14	403.49	403.95	404.30	404.77	405.23
1900	407.09	407.44	407.91	408.26	408.72	409.19	409.53
2000	411.40	411.86	412.33	412.67	413.14	413.49	413.95
2100	419.53	420.00	420.35	420.81	421.28	421.63	422.09
2200	427.79	428.26	428.72	429.07	429.53	430.00	430.35
2300	436.28	436.74	437.09	437.56	438.02	438.37	438.84
2400	444.88	445.23	445.70	446.16	446.51	446.98	447.44
2500	453.60	454.07	454.42	454.88	455.35	455.81	456.16
2600	476.51	476.98	477.44	477.91	478.26	478.72	479.19
2700	485.70	486.16	486.63	487.09	487.56	487.91	488.37
2800	495.12	495.58	496.05	496.51	496.98	497.33	497.79
2900	504.65	505.12	505.58	506.05	506.51	506.98	507.44
3000	514.42	514.88	515.35	515.81	516.28	516.74	517.21
3100	645.12	645.12	645.12	645.12	645.12	645.12	645.12
3200	655.47	655.47	655.47	655.47	655.47	655.47	655.47
3300	666.16	666.16	666.16	666.16	666.16	666.16	666.16
3400	676.98	676.98	676.98	676.98	676.98	676.98	676.98
3500	688.02	688.02	688.02	688.02	688.02	688.02	688.02
3600	699.30	699.30	699.30	699.30	699.30	699.30	699.30
3700	710.93	710.93	710.93	710.93	710.93	710.93	710.93
3800	722.67	722.67	722.67	722.67	722.67	722.67	722.67
3900	734.77	734.77	734.77	734.77	734.77	734.77	734.77
4000	747.09	747.09	747.09	747.09	747.09	747.09	747.09

Basic prices

Height, mm	Length, mm							
	170	180	190	200	210	220	230	240
800	409	409	410	410	410	411	411	412
900	414	414	415	415	416	416	417	417
1000	419	420	420	421	421	421	422	422
1100	425	425	425	426	426	427	427	427
1200	430	430	431	431	431	432	432	433
1300	435	435	436	436	437	437	437	438
1400	440	441	441	441	442	442	443	443
1500	445	446	446	447	447	447	448	448
1600	451	451	452	452	452	453	453	454
1700	456	456	457	457	458	458	458	459
1800	461	462	462	462	463	463	464	464
1900	466	467	467	468	468	468	469	469
2000	472	472	472	473	473	474	474	474
2100	481	482	482	482	483	483	484	484
2200	491	491	492	492	492	493	493	494
2300	501	501	502	502	502	503	503	504
2400	511	511	512	512	512	513	513	514
2500	521	521	522	522	523	523	524	524
2600	545	546	546	547	547	548	548	548
2700	556	557	557	558	558	558	559	559
2800	567	568	568	568	569	569	570	570
2900	578	579	579	580	580	581	581	582
3000	590	590	591	591	592	592	593	593
3100	739	739	739	739	739	739	739	739
3200	751	751	751	751	751	751	751	751
3300	763	763	763	763	763	763	763	763
3400	776	776	776	776	776	776	776	776
3500	789	789	789	789	789	789	789	789
3600	803	803	803	803	803	803	803	803
3700	816	816	816	816	816	816	816	816
3800	830	830	830	830	830	830	830	830
3900	845	845	845	845	845	845	845	845
4000	859	859	859	859	859	859	859	859

Basic prices

Height, mm	Length, mm					
	250	260	270	280	290	300
800	426	426	427	427	428	428
900	432	433	433	434	434	434
1000	439	439	440	440	441	441
1100	446	446	447	447	447	448
1200	452	453	453	454	454	455
1300	459	460	460	460	461	461
1400	466	466	467	467	468	468
1500	473	473	473	474	474	475
1600	479	480	480	481	481	481
1700	486	487	487	487	488	488
1800	493	493	494	494	494	495
1900	500	500	500	501	501	502
2000	506	507	507	507	508	508
2100	518	518	518	519	519	520
2200	529	530	530	530	531	531
2300	541	541	542	542	543	543
2400	553	553	554	554	555	555
2500	565	565	566	566	567	567
2600	592	592	592	593	593	594
2700	604	605	605	606	606	607
2800	617	618	618	619	619	620
2900	631	631	632	632	632	633
3000	644	645	645	646	646	647
3100	792	792	792	792	792	792
3200	806	806	806	806	806	806
3300	821	821	821	821	821	821
3400	836	836	836	836	836	836
3500	852	852	852	852	852	852
3600	867	867	867	867	867	867
3700	883	883	883	883	883	883
3800	900	900	900	900	900	900
3900	916	916	916	916	916	916
4000	934	934	934	934	934	934

Basic prices

Basic prices comprise of the following:

- Radiator powder coated in white RAL 9016

Tappings

Tappings for Hudevad Lignum on request..... Price on request GBP

Painting

Painting charge = basic Price + surcharge per table below + colour start-up

The Nordic Collection.....	15%
The World Collection.....	15%
RAL 9016 - gloss 70.....	Included in price
RAL Classic.....	20%
RAL Special.....	30%
NCS.....	30%
Heritage.....	Price on request
Special glass.....	30%
E-coat.....	40%
Clearpaint.....	30%
Colour match.....	Free of charge
Colour consultation.....	Price on request
Colour start-up.....	GBP120

The Nordic Collection



The World Collection



shape



Hudevad 1890



HUDEVAD
shape

Basic prices

Sections	Height 590 mm	Height 790 mm
3	198.55	259.32
4	264.74	345.76
5	330.92	432.21
6	397.11	518.65
7	463.29	605.09
8	529.48	691.53
9	595.66	777.97
10	661.85	864.41
11	728.03	950.85
12	794.22	1037.29
13	860.40	1123.73
14	926.59	1210.17
15	992.77	1296.62
16	1058.96	1383.06
17	1125.14	1469.50
18	1191.33	1555.94
19	1257.51	1642.38
20	1323.70	1728.82
21	1389.88	1815.26
22	1456.07	1901.70
23	1522.25	1988.14
24	1588.44	2074.58
25	1654.62	2161.03
26	1720.81	2247.47
27	1786.99	2333.91
28	1853.18	2420.35
29	1919.36	2506.79
30	1985.55	2593.23
31	2051.73	2679.67
32	2117.92	2766.11
33	2184.10	2852.55
34	2250.29	2939.00
35	2316.47	3025.44
36	2382.66	3111.88
37	2448.84	3198.32
38	2515.03	3284.76
39	2581.21	3371.20
40	2647.40	3457.64

Basic prices

Basic prices comprise of the following:

- Radiator colour in dark grey, Natural Cast

Tappings

Side tappings ABCD



ABCD.....0

Custom solutions and surcharges

Angled radiators

Type	Applicable to	GBP
Internal angle, surcharge for 1 angle	Hudevad SC Hudevad Plan	1141.00
Internal angle, surcharge for 2 angles	Hudevad SC Hudevad Plan	1598.00
External angle, surcharge for 1 angle	Hudevad SC Hudevad Plan	1446.00
External angle, surcharge for 2 angles	Hudevad SC Hudevad Plan	1902.00

Curved radiators

Start price	Hudevad SC Hudevad Plan	915
Price per section	Hudevad SC Hudevad Plan	8.45

Intermediate lengths

Basic length + 33.33 mm	Hudevad Plan, single	138.37
Basic length + 33.33 mm	Hudevad Plan, double	278.37
Basic length + 66.66 mm	Hudevad Plan, single	149.30
Basic length + 66.66 mm	Hudevad Plan, double	301.40

Options bench radiator

Surcharge for different wood (oak, ash, mahogany)	Hudevad Consilio	10 % on list price
Built-in electric socket	Hudevad Consilio	Price on request