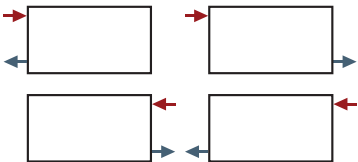


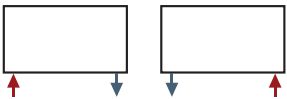
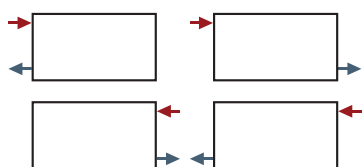


TAPPING OVERVIEW

Tapping type	Tapping possibilities
ABCD (4 tap)	
FF (6 tap)	
EE (6 tap)	
E/F No valve	

TAPPING POSSIBILITIES - ABCD - Side tapplings

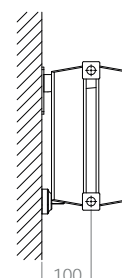
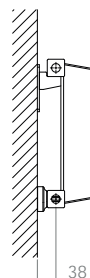
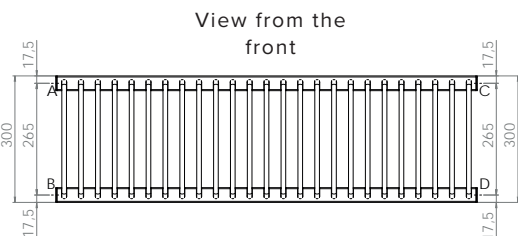


View from the front

Drawing 4.1

SCE,
profile

SCD,
profile



Centre distance N is calculated as: Radiator height (H)-35 mm

B-D tapping combination:

To ensure optimum water flow, bottom headers are factory fitted with a diverter plate. Therefore, flow and return must be stated when ordering.

Note: For lengths greater than 1800 mm, the flow and return must always be indicated when ordering